



AstroJet™ M1 Color Page Printer



Parts Manual

Powered by
memjet®

ASTRO MACHINE CORP.
630 Lively Blvd.
Elk Grove Village, IL 60007
Phone: (847) 364-6363
Fax: (847) 364-9898
www.astromachine.com

This manual is intended solely for the use and information of Astro Machine Corp., its designated agents, customers, and their employees. The information in this guide was obtained from several different sources that are deemed reliable by all industry standards. To the best of our knowledge, that information is accurate in all respects. However, neither Astro Machine Corp. nor any of its agents or employees shall be responsible for any inaccuracies contained herein.

AstroJet^{is} a registered trademark of Astro Machine Corp.
Memjet[®] is a registered trademark.

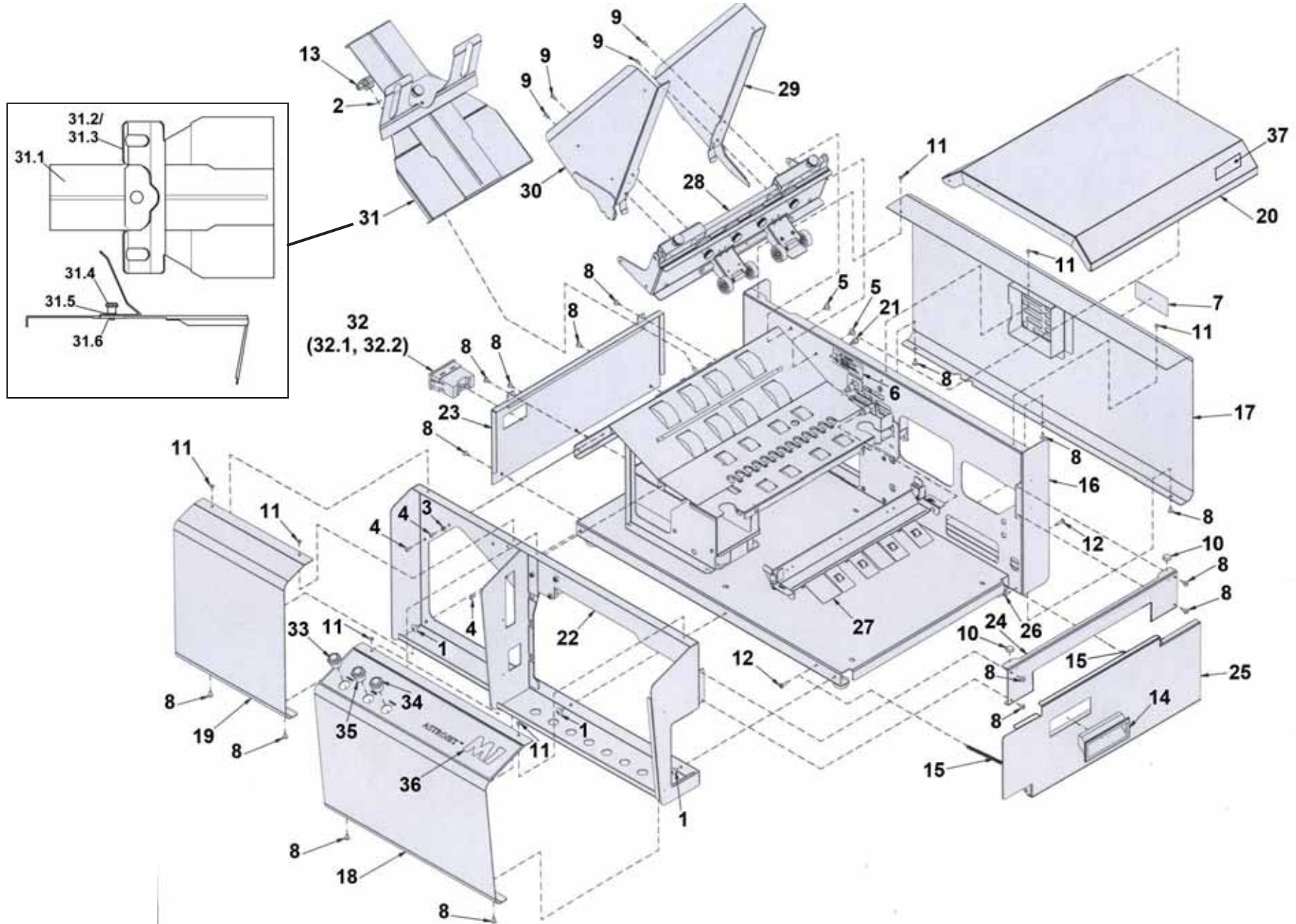
All other trademarks are the property of their respective holders.

All rights reserved. No part of this book may be reproduced or transmitted in any form or by any means, electronic or mechanical, including photocopying, recording, or any information storage and retrieval system, without permission in writing from the publisher

Table of Contents

GROUP 1 – MECHANICAL ASSEMBLY	2
GROUP 2 – MECHANICAL ASSEMBLY	4
GROUP 2.1 – MECHANICAL ASSEMBLY	6
GROUP 3 – PRINT ENGINE FRONT	8
GROUP 3.1 – PRINT ENGINE REAR	10
GROUP 3.2 – PRINT ENGINE COMPONENTS	12
GROUP 3.3 – PRINT ENGINE COMPONENTS	14
GROUP 3.4 – PRINT ENGINE PRINTED CIRCUIT BOARDS	16
GROUP 3.5 – PRINT ENGINE UPPER MAIN PLATEN ASSEMBLY	18
GROUP 4 – FRONT FEED SHAFT ASSEMBLY	19
GROUP 5 – REAR FEED SHAFT ASSEMBLY	20
GROUP 6 – DELIVERY SHAFT ASSEMBLY	21
GROUP 7 – PULL-OUT SHAFT ASSEMBLY	22
GROUP 8 – FRONT CENTER PLATE ASSEMBLY	24
GROUP 9 – METERING PLATE ASSEMBLY	26
GROUP 10 – ARM GUIDE BRACKET ASSEMBLY	28
GROUP 11 – HOLD DOWN MEDIA BRACKET ASSEMBLY	29
GROUP 12 – ELECTRICAL (Z2i PRINT ENGINE)	30
GROUP 12A – ELECTRICAL (Z3/Z4/MR PRINT ENGINE)	32
CONSUMABLES, NORMAL WEAR AND SPARE PARTS	34
INDEX	36

GROUP 1 MECHANICAL ASSEMBLY



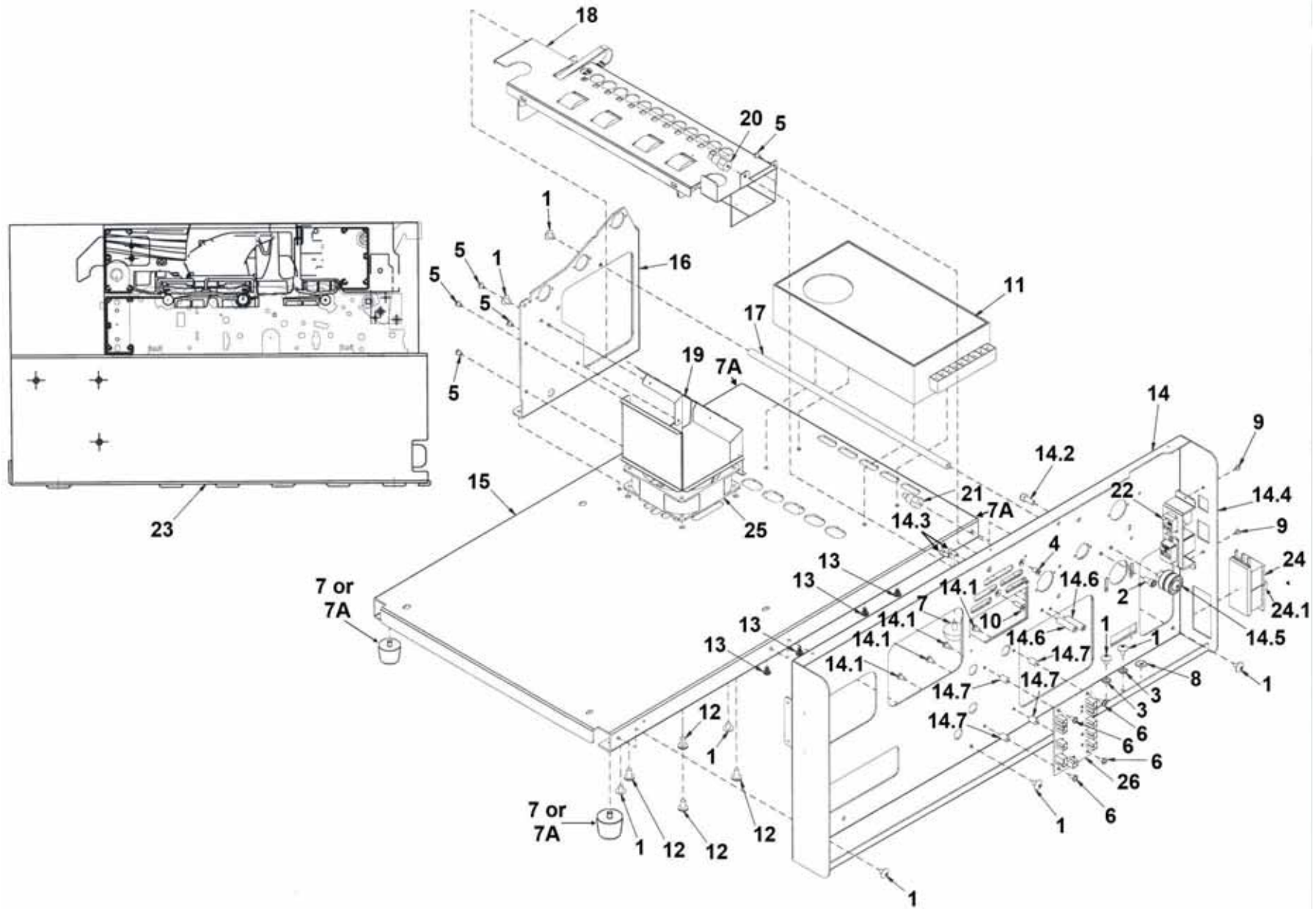
GROUP 1 MECHANICAL ASSEMBLY

KEY	PART NO.	DESCRIPTION	QTY
1	123-0017	SCREW, 10-32 x 1/4 PH TRUSS HEAD	3
2	123-0148	WASHER, 7/16 OD x 0.200 ID x 1/32	1
3	123-0252	LOCK WASHER, #6 EXTERNAL TOOTH	1
4	123-0461	SCREW, 6-32 x 3/16 RD HD. PH SS	3
5	123-0701	SCREW, 10-32 x 3/16 TRUSS HD. PH SS	4
6	123-1112	DECAL, CAUTION EXPOSED ROLLER	2
7	123-1131	DECAL, CAUTION ELECTRIC SHOCK	1
8	123-1135	SCREW, 6-32 x 1/4 TRUSS HD. PH SS	16
9	123-1178	SCREW, 6-32 x 1/4 FL HD. PH UNDERCUT	4
10	123-1257	BUMPER, MOLDED URETHANE 2001CL	3
11	123-1323	SCREW, 4-40 x 1/8 TRUSS HD. PH SS	7
12	123-2007	SCREW, 6-32 x 1/2 PAN HD. PH SS	2
13	123-2347	KNOB, 4-ARM FEM. 10-32 THERMOPLASTIC	1
14	123-2438	HANDLE, SNAP-IN 3-1/2 x 1-1/2	1
15	20-100-227	SPRING, INK TANK DOOR	2
16		M1 PRINTER ASSEMBLY B	1
17	42-100-08	REAR SIDE FRAME COVER WELDMENT	1
18	42-100-10	FRONT SIDE FRAME COVER, RIGHT HAND	1
19	42-100-11	FRONT SIDE FRAME COVER, LEFT HAND	1
20	42-100-17	TOP COVER WELDMENT	1
21	42-100-21	PIVOT SCREW	1
22	42-100-23	FRONT SIDE FRAME ASSEMBLY	1
23	42-100-27	REAR CLOSURE (COVER)	1
24	42-100-30N*	EXIT CLOSURE WELDMENT (REPLACES 42-100-30) <i>*(Design changed to work with redesigned 42-100-31N below. To fit earlier units, must order with 42-100-31N Bottom Closure Weldment)</i>	1
25	42-100-31N*	BOTTOM CLOSURE WELDMENT (REPLACES 42-100-31) <i>*(Design changed so door provides access to Service Station. To fit earlier units, must order with 42-100-30N Exit Closure Weldment)</i>	1

KEY	PART NO.	DESCRIPTION	QTY
26	42-101-13	STUD, 6-32	1
27	42-103-20	HOLD DOWN MEDIA BRACKET ASSEMBLY (GROUP 11)	1
28	42-106-03	METERING BRACKET ASSEMBLY (GROUP 9)	1
29	42-107-07	ENVELOPE/PAPER MEDIA GUIDE, REAR	1
30	42-107-09	ADJUSTABLE MEDIA GUIDE, FRONT	1
31	42-107-20	REAR MEDIA SUPPORT PLATE ASSEMBLY	1
31.1	42-107-21	REAR MEDIA SUPPORT PLATE WELDMENT	1
31.2	42-107-16	REAR MEDIA SUPPORT WIDE	1
31.3	42-107-17	REAR MEDIA SUPPORT NARROW	1
31.4	94-104-06	KNOB, METERING BRACKET	1
31.5	123-0148	WASHER, 7/16 OD x 0.200 ID x 1/32	1
31.6	35-211-19	REAR MEDIA SUPPORT NUT	1
32		NON-RESETTABLE COUNTER ASSEMBLY	1
32.1	42-500-29*	NON-RESETTABLE COUNTER ASSEMBLY (INCLUDES 8-DIGIT COUNTER, GASKET, BRACKET) (REPLACES 42-500-09, 6 DIGIT RESETTABLE COUNTER, NO LONGER AVAILABLE)	1
32.2	42-500-12*	COUNTER WIRE HARNESS EXTENSION	1
33	42-500-19	POWER SWITCH ASSEMBLY (GROUP 12, 12A)	1
34	42-500-21	CANCEL SWITCH ASSEMBLY (GROUP 12, 12A)	1
35	42-500-22	PAPER SWITCH ASSEMBLY (GROUP 12, 12A)	1
36	42-550-10	DECAL, MAIN CONTROL PANEL OVERLAY	1
37	42-550-15	DECAL, "POWERED BY MEMJET®"	

*Some Resettable Counters on early production Printers may only have a single wire harness. When replacing the Counter, order 42-500-12 Counter Wire Harness Extension as well.

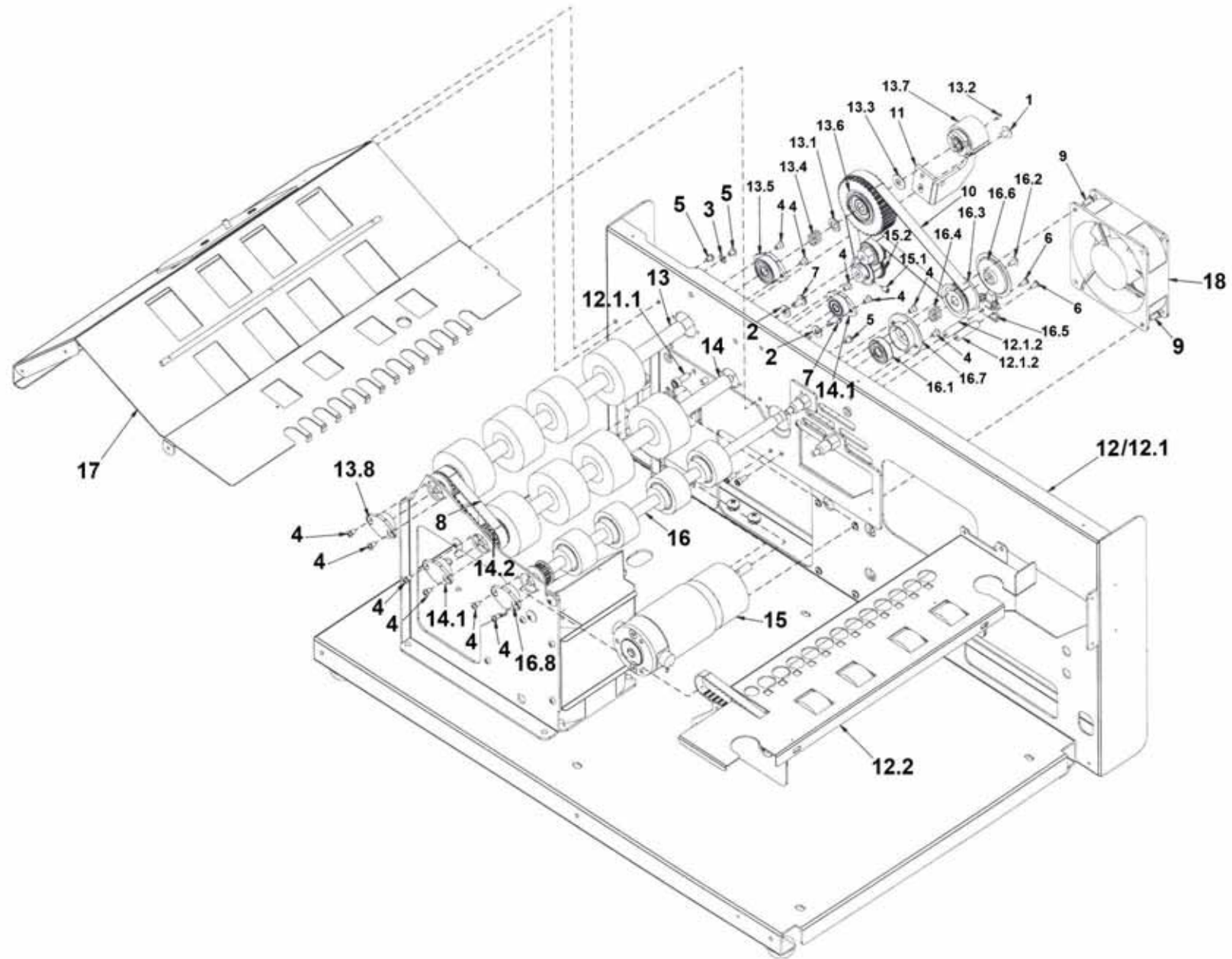
GROUP 2 MECHANICAL ASSEMBLY



GROUP 2 MECHANICAL ASSEMBLY

KEY	PART NO.	DESCRIPTION	QTY
1	123-0017	SCREW, 10-32 x 1/4 PH TRUSS HEAD	10
2	123-0185	SCREW, 10-32 x 3/8 SOC. HD. CAP, BLACK	1
3	123-0237	LOCK WASHER, #10 EXTERNAL TOOTH	2
4	123-0446	SCREW, 8-32 x 5/16 FL HD. PH UNDERCUT	1
5	123-0461	SCREW, 6-32 x 3/16 RD HD. PH SS	5
6	123-0612	SCREW, 6-32 x 1/4 PAN HD. PH SS	4
7	123-0620	ROUNDED RUBBER FOOT ASSEMBLY (USED ON PRINTERS S/N 100034366 OR LOWER)	2
7A	35-117-04	FOOT ASSEMBLY (REPLACES 123-2122 ON PRINTERS S/N 100034366 OR LOWER) (USED AS ALL 4 FEET ON PRINTERS S/N 100034367 OR HIGHER)	2 or 4
8	123-1132	DECAL, GROUND MACHINE	1
9	123-1323	SCREW, 4-40 x 1/8 TRUSS HD. PH SS	2
10	123-1684	SCREW, 8-32 x 1/2 FL HD. PH UNDERCUT	1
11	123-2395	POWER SUPPLY, SINGLE OUTPUT SWITCHING 320W	1
12	123-2452	SCREW, 12-24 x 3/8 PAN HD. SS	4
13	123-2455	SCREW, METRIC M4, PAN HD., PH	4
14		REAR SIDE FRAME ASSEMBLY	1
14.1	123-0612	SCREW, 6-32 x 1/4 PAN HD. SS	4
14.2	123-1680	SCREW, 10-32 x 1/2 SOC. HD. CAP	1
14.3	123-2067	SCREW, 6-32 x 5/16 SOC. HD. CAP	2
14.4	42-100-03	REAR SIDE FRAME ASSEMBLY (INCLUDES 14.2, 14.3, 14.5, 14.6)	1
14.5	42-101-23	TENSIONER STUD ASSEMBLY	1
14.6	42-102-17	ENCODER SENSOR STANDOFF	2
14.7	95-100-32	SUPPORT, PC BOARD	4
15	42-100-14	MOTOR BASE	1
16	42-100-36	INTERMEDIATE SIDE FRAME	1
17	42-102-14	CROSS BAR 1	1
18	42-103-03	FRONT CENTER PLATE ASSEMBLY (SEE GROUP 8)	1
19	42-103-30	BOTTOM FAN CHAMBER WELDMENT	1
20	42-103-36	MEDIA BRACKET STUD #1	1
21	42-103-37	MEDIA BRACKET STUD #2	1
22	42-104-07	COUPLER HOLDER ASSEMBLY	1
23	42-900-100	PRINT ENGINE (42-900-100 REPLACES 42-110-02) (INCLUDES PRINT ENGINE BASE)	1
24	42-500-01	POWER INLET GROUND	1
24.1	123-1398	2.5 AMP SLO-BLO FUSE (POWER INLET ASSY.) NOTE: SPARE FUSE SUPPLIED IN FUSE HOLDER	2
25	42-500-08	FAN ASSEMBLY 1 WIRE HARNESS (SEE GROUP 12, 12A)	1
26	42-500-30	INTERFACE PC BOARD	1

GROUP 2.1
MECHANICAL ASSEMBLY

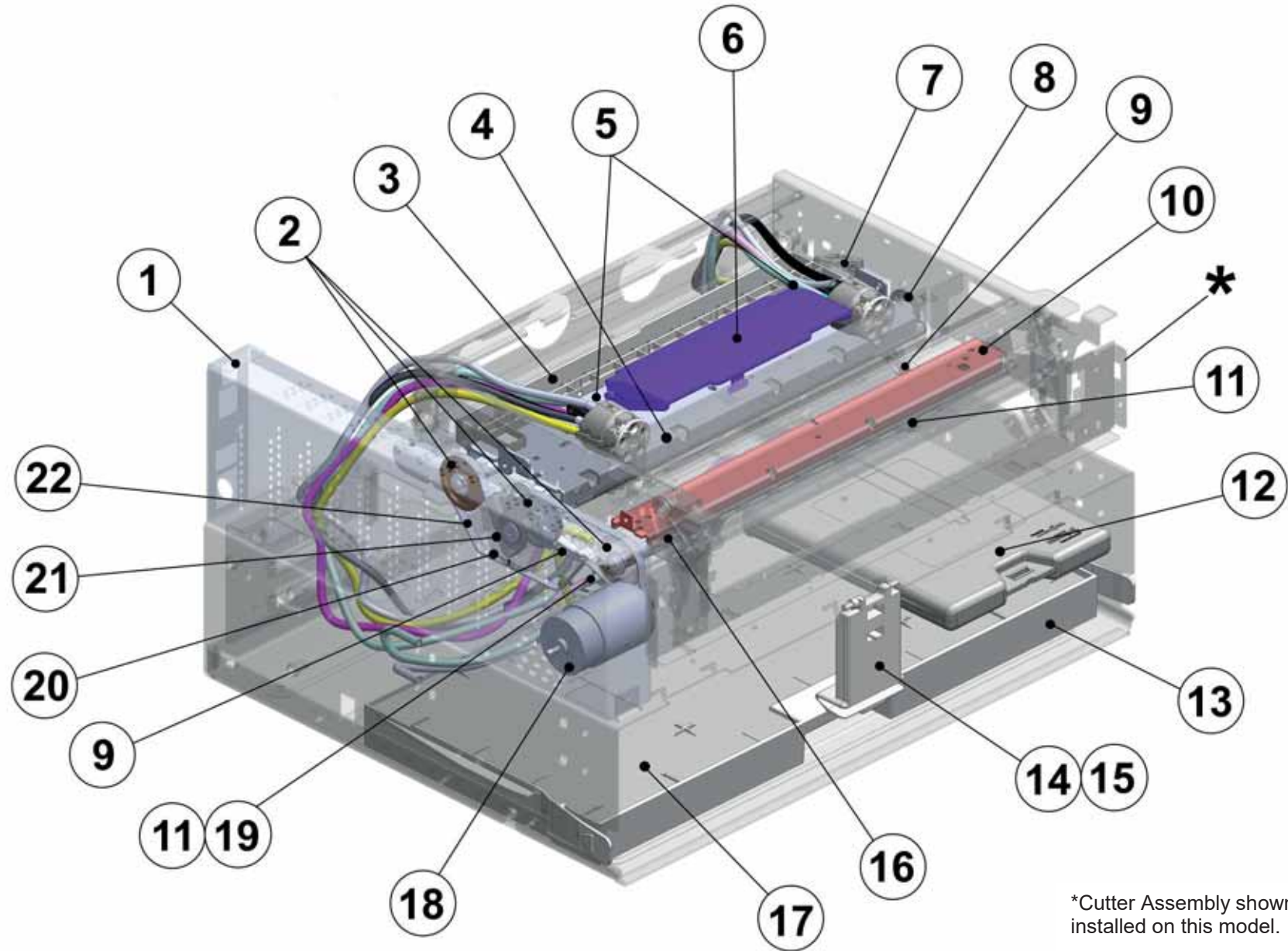


GROUP 2.1 MECHANICAL ASSEMBLY

KEY	PART NO.	DESCRIPTION	QTY
1	123-0017	SCREW, 10-32 x 1/4 PH TRUSS HEAD	1
2	123-0148	WASHER, 7/16 OD x 0.200 ID x 1/32	2
3	123-0252	LOCK WASHER, #6 EXTERNAL TOOTH	2
4	123-0275	SCREW, 6-32 x 1/4 OVAL CSK HD. PH SS	12
5	123-0461	SCREW, 6-32 x 3/16 RD HD. PH SS	3
6	123-0976	SCREW, 4-40 x 1/4 PAN HD. PH SS	2
7	123-1210	SCREW, 10-32 x 3/8 BTN HD., SOC. CAP SS BLACK	2
8	123-1708	BELT, TIMING 80XL037	1
9	123-2409	SCREW, 6-32 x 5/16 PAN HD. SS	2
10	123-2436	BELT XL037, 96GR x 9.4" LONG	1
11	29-103-12	BRACKET, CLUTCH	1
12		PRINTER ASSEMBLY A	1
12.1	42-100-03	REAR SIDE FRAME ASSEMBLY (SEE GROUP 2) (INCLUDES 12.1.1, 12.1.2 BELOW)	1
12.1.1	123-1680	SCREW, 10-32 x 1/2 SOC. HD. CAP	1
12.1.2	42-102-17	ENCODER SENSOR STANDOFF	2
12.2	42-103-03	FRONT CENTER PLATE ASSY. (SEE GROUP 8)	1
13	42-101-02	REAR FEED SHAFT ASSEMBLY (SEE GROUP 5) (NOTE:13.1-13.8 NOT PART OF ASSEMBLY)	1
13.1	123-0312	WASHER, 5/16 x 1/2 x 0.030 PLASTIC	1
13.2	123-1828	PIN, DOWEL 3/32 DIA 3/8 SS 18-8	1
13.3	27-102-10	WASHER, CLUTCH SUPPORT	1
13.4	29-103-08	SPRING	1
13.5	29-103-09	BALL BEARING HOUSING ASSEMBLY	1
13.6	32-102-22	CLUTCH PULLEY ASSEMBLY	1
13.7	34-500-19	CLUTCH ASSEMBLY	1
13.8	90-103-52	BALL BEARING ASSEMBLY	1

KEY	PART NO.	DESCRIPTION	QTY
14	42-101-06	FRONT FEED SHAFT ASSY. (SEE GROUP 4) (NOTE:14.1-14.2 NOT PART OF ASSEMBLY)	1
14.1	90-103-52	BALL BEARING ASSEMBLY	2
14.2	94-105-04	PULLEY 16GR ASSEMBLY	1
15	42-101-16	MOTOR ONLY NO LONGER AVAILABLE AS 42-101-15 ASSEMBLY (SOLD ONLY AS PARTS 42-101-16, 123-0322, 123-2450)	1
15.1	123-0322	SET SCREW, 8-32 x 1/4 HEX SOC. CUP PT.	1
15.2	123-2450	PULLEY, 13 GR, 0.250 BORE DF w/HUB for 3/8 BELT WD	1
16	42-102-02	PULL OUT SHAFT (SEE GROUP 7) (NOTE: 16.1-16.8 NOT PART OF ASSEMBLY)	1
16.1	123-0384	BALL BEARING	1
16.2	123-1135	SCREW, 6-32 x 1/4 TRUSS HD. PH SS	1
16.3	123-2461	PULLEY 16XL037-5A x 5/16	1
16.4	29-103-08	SPRING	1
16.5	42-102-15*	ENCODER SENSOR PC BOARD, FEED SECTION (Z3, Z4, MR PRINT ENGINE UNITS) *(NOT COMPATIBLE WITH Z2i PRINT ENGINES)	1
16.6	123-2431	ENCODER WHEEL	1
16.6	42-102-18	ENCODER ASSEMBLY (INCL. 123-2431 AND BLACK BACKING PLATE)	1
16.7	42-102-25	BEARING HOUSING	1
16.8	90-103-52	BALL BEARING ASSEMBLY	1
17	42-104-02	CENTER PLATE ASSEMBLY	1
18	42-500-14	FAN ASSEMBLY 2 WIRE HARNESS (SEE GROUP 12, 12A)	1

**GROUP 3
PRINT ENGINE (FRONT)**

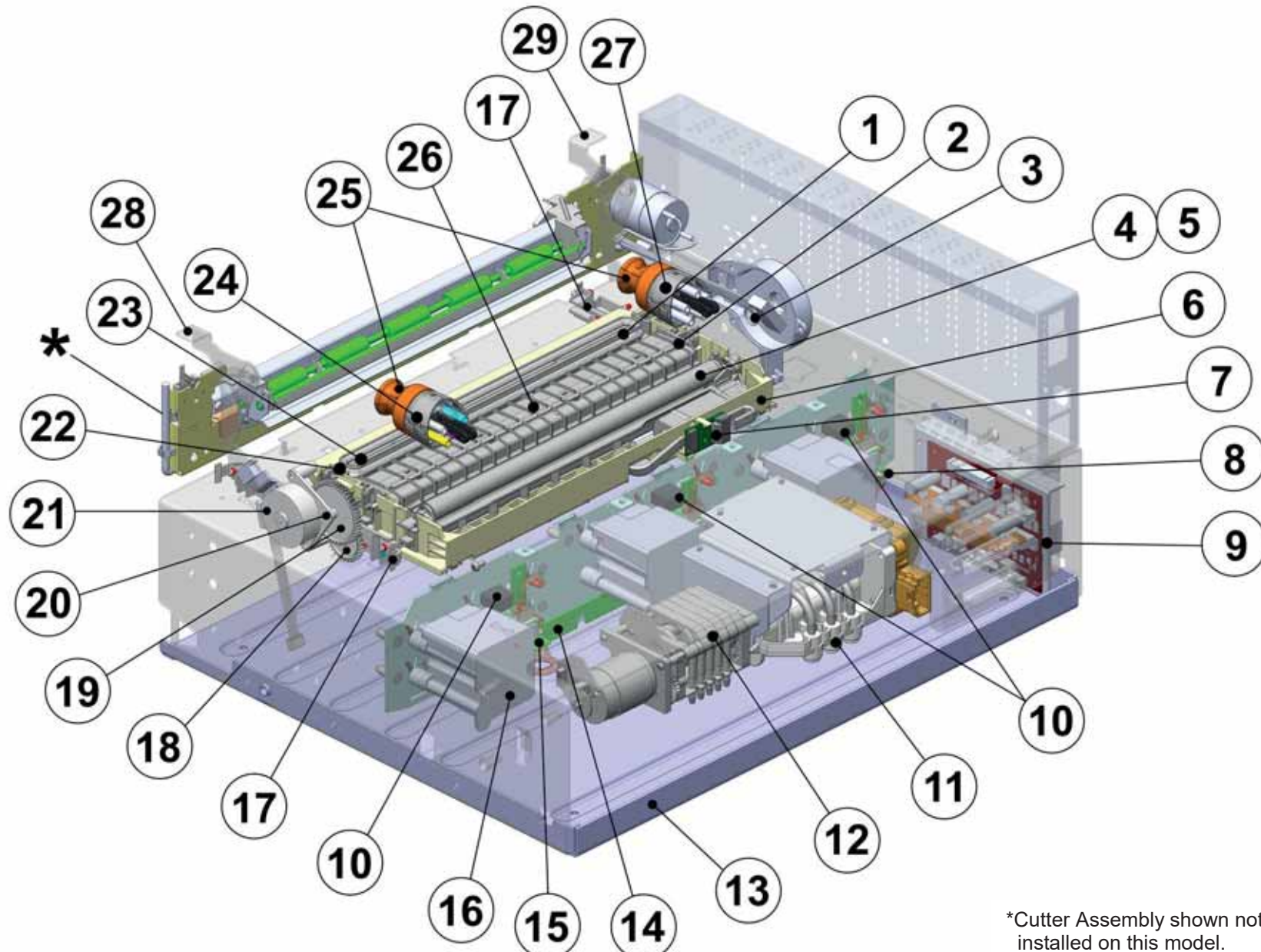


GROUP 3 PRINT ENGINE (FRONT)

KEY		PART NO.	DESCRIPTION	QTY
1		42-900-100	PRINT ENGINE (42-900-100 REPLACES 42-110-02)	1
2		123-2710	MAIN DRIVE SHAFT PULLEY	3
3		123-2594	UPPER MAIN PLATEN ASSEMBLY SEE GROUP 3.5.	1
4		123-2686	PRIMARY GRIT SHAFT ASSEMBLY	1
5		123-2504	PRINTHEAD LATCH SPRING	2
6		42-900-45	PRINTHEAD LATCH ASSY. (COVER & WARNING LABEL – US, REPLACES 123-2494)	1
		42-900-50	PRINTHEAD LATCH ASSY. (COVER & WARNING LABEL – EUROPE REPLACES 123-2494)	1
7		123-2521	LIFTER MOTOR	1
8		42-900-40	LIFT ARM GEAR KIT (INCL. GEAR & C-CLIP)	1
9		42-900-05	SERVICE STATION LIFTING ARMS KIT (INCLUDES RIGHT & LEFT ROCKER ARMS, 2 SPRINGS, AND 2 E-CLIPS)	1
10		123-2429	UPPER PLATEN WHEELS ASSEMBLY (DOUBLE WHEEL ASSEMBLY REPLACES OBSOLETE SINGLE WHEEL ASSEMBLY)	1
11		123-2586	SMALL GEAR, SERVICE STATION DRIVE SHAFT (STEPPER MOTOR)	2
12		123-2412	INK CARTRIDGE – BLACK	2
		123-2413	INK CARTRIDGE – CYAN	1
		123-2414	INK CARTRIDGE – MAGENTA	1
		123-2415	INK CARTRIDGE – YELLOW	1
13		123-2487	WASTE INK TRAY ASSEMBLY	1

KEY		PART NO.	DESCRIPTION	QTY
14		123-2474	INK TANK LATCH (YELLOW)	1
15		123-2475	INK TANK LATCH (CYAN, MAGENTA, BLACK)	2
16		123-2687	SEGMENTED GRIT SHAFT	1
17		123-2491	WASTE INK TRAY PAD	1
18		123-2522	PAPER PATH MOTOR	1
19		123-2646	SERVICE STATION DRIVE SHAFT	1
20		123-2708	IDLER PULLEY	1
21		123-2739	ENCODER COVER.	1
		123-2740	ENCODER COVER MOUNTING SCREWS	3
		123-2741	ENCODER BEARING PLATE ASSEMBLY. (INCLUDES BEARING PLATE, BEARING, MOUNTING SCREWS & WASHERS)	1
		42-105-28	BRASS WASHER/SPACER (FITS ON SHAFT BEHIND ENCODER BEARING PLATE ASSEMBLY)	1
		123-2431	ENCODER WHEEL	1
		123-2432	ENCODER SENSOR PCA (PRINT ENGINE)	1
		123-2613	ENCODER MODULE SPRING	1
		42-900-20*	ENCODER SHIELD KIT FOR Z2i PRINT ENGINE ONLY	1
22		123-2446	DRIVE BELT	1
	*NOT SHOWN			

GROUP 3.1
PRINT ENGINE (REAR)








*Cutter Assembly shown not installed on this model.

GROUP 3.1 PRINT ENGINE (REAR)

KEY		PART NO.	DESCRIPTION	QTY
1		123-2481	SERVICE STATION CAP MODULE	1
2		123-2482	SERVICE STATION PLATEN MODULE ASSY.	1
3		42-900-130	INCLUDES: THRUST SPRING, SHIM & RETAINING RING (REPLACES 123-2607)	1
4		123-2480	WIPER ROLLER	1
5		123-2478	WIPER MODULE W/MOTOR (INC. WIPER ROLLER)	1
6		123-2483	SERVICE STATION (REV C – WORKS WITH EITHER STYLE SERVICE STATION GUIDE)	1
6A		123-2636	SERVICE STATION TRAY AND WICK (REV C – WORKS WITH EITHER STYLE SERVICE STATION GUIDE)	1
7		123-2479	SERVICE STATION WIPER MOTOR PCA	1
8		123-2615	INK TANK INTERFACE TEMP. SENSOR (K2) PCA	1
9		123-2473	DPCA BOARD (FOR Z3/Z4/MR PRINT ENGINES) NOT COMPATIBLE WITH Z2i ENGINE	1
10		123-2616	INK TANK INTRFCE (CMY) PCA	3
11		123-2477	DUAL PINCH VALVE (W/HOSE CONNECTORS)	1
		42-900-85	DUAL PINCH VALVE SENSOR PC BOARD KIT (INCL. PC BOARD, 3 INSERTS AND PINCH VALVE WRENCH)	1
12		123-2515	PERISTALTIC PUMP (W/HOSE CONNECTORS)	1
		123-2495	HOSE CONNECTOR BARB (HOSE SPLICE BARB)	5
13		42-110-92	PRINT ENGINE BASE ASSEMBLY	1

KEY		PART NO.	DESCRIPTION	QTY
14		123-2617	INK TANK LEVEL PCA	1
15		123-2614	K1 INK TANK INTERFACE PCA	1
16		123-2484	BUFFER BOX	3
17		123-2546	SERVICE STATION TRACK	2
18		123-2585	MEDIUM GEAR, MOTOR SLED DRIVE (STEPPER MOTOR)	1
19		123-2576	LARGE GEAR, MOTOR SLED DRIVE (STEPPER MOTOR)	1
20		123-2528	BRACKET, MOTOR SLED DRIVE (STEPPER MOTOR)	1
21		123-2476	STEPPER MOTOR	1
22		123-2709	SERVICE STATION GEAR MUDFLAP	1
23		123-2711	SERVICE STATION WIPER ROLLER SQUEEGEE	1
24		42-900-10	INK REVOLVER, PUMP SIDE (INCLUDES HOSES AND COUPLINGS)	1
25		123-2564	CAP PROTECTOR (PLASTIC SHIPPING CAPS)	2
26		123-2565	CAP RESTRAINER (CARDBOARD SHIPPING INSERT)	1
27		42-900-15	INK REVOLVER, VALVE SIDE (INCLUDES HOSES AND COUPLINGS)	1
28		123-2611	CLAMSHELL LATCH (RH)	1
29		123-2610	CLAMSHELL LATCH (LH)	1

GROUP 3.2
PRINT ENGINE (COMPONENTS)










GROUP 3.2 PRINT ENGINE (COMPONENTS)
























KEY		PART NO.	DESCRIPTION	QTY
EXTERNAL – EXIT END				
1		42-110-25	EXIT CENTER PLATE ASSY.	1
1.1		42-110-06	EXIT ROLLER	1
1.2		123-2254	BEARING (EXIT ROLLER)	1
1.3		42-110-09	DRIVEN PULLEY, (EXIT ROLLER)	1
1.4		123-0880	ALLEN HEAD SCREW	1
1.5		123-2441	BEARING (EXIT ROLLER)	1
1.6		123-1323	SCREW, 4-40 x 3/16 TRUSS HD PH SS	1
1.7		123-0976	SCREW, 4-40 x 1/4 PAN HD PH	1
1.8		42-110-10	EXIT ROLLER SIDE PLATE	1
1.9		123-1023	SCREW, 4-40 x 5/16 PAN HD, PH SS	1
1.10		42-110-08	DRIVE PULLEY	1
1.11		123-2453	SCREW, PHILLIPS HEAD	1
1.12		123-2396	STAR WASHER	1
1.13		42-110-15	LATCH WHEEL	1
1.14		123-2442	EXIT ROLLER DRIVE BELT (O-RING 3/32 x 6.50 90A SD)	1
1.15		42-900-130	INCLUDES: THRUST SPRING, SHIM & RETAINING RING (REPLACES 123-2607)	1
1.16		123-2557	CLAMSHELL SWITCH ASSY.	1
1.17		42-900-30	LOWER CLAMSHELL LATCH PIN KIT (1 PIN/SCREW PER KIT)	2
1.18		42-900-35	UPPER CLAMSHELL LATCH PIN KIT (1 PIN/SCREW PER KIT)	2
1.19		123-2763	GROUNDING STRAP (FOR ENTRY GRIT SHAFT)	1
1.20		123-2764	GROUNDING STRAP (FOR ENCODER GRIT SHAFT)	1

KEY		PART NO.	DESCRIPTION	QTY
PRINTHEAD CARTRIDGE AREA				
2.1		42-900-15	INK REVOLVER, VALVE SIDE (INCLUDES HOSES AND COUPLINGS)	1
2.2		42-900-10	INK REVOLVER, PUMP SIDE (INCLUDES HOSES AND COUPLINGS)	1
2.3		42-900-45	PRINTHEAD LATCH ASSY. (COVER & WARNING LABEL – US, REPLACES 123-2494)	1
		42-900-50	PRINTHEAD LATCH ASSY. (COVER & WARNING LABEL – EUR, REPLACES 123-2494)	1
2.4		123-2504	PRINTHEAD LATCH SPRING	2
2.5		123-2601	PRINTHEAD LATCH SOLENOID	1
2.6		123-2516	PEN DRIVER PCA (SEE GROUP 3.4)	1
2.7		123-2563	DATA CABLE, MPCA-PPCA 2	1
2.8		123-2562	DATA CABLE, MPCA-PPCA 1	1
3		123-2692	ENTRY GRIT SHAFT ASSY.	1
3.1		123-2687	SEGMENTED GRIT SHAFT	1
3.2		*SEE BELOW (42-900-90)	ENTRY-OUTPUT BEARING ASSY. (FOR ENTRY & SEGMENTED GRIT SHAFTS)	4
4		123-2686	PRIMARY (ENCODER) GRIT SHAFT ASSEMBLY	1
4.1		*SEE BELOW (42-900-90)	ENCODER SHAFT BALL BEARING HOUSING ASSY. (ENCODER/LEFT-SIDE)	1
4.2		*SEE BELOW (42-900-90)	ENCODER SHAFT BALL BEARING HOUSING ASSY. (RIGHT SIDE)	1
5		123-2725	BUBBLE GAUGE	1
*		42-900-90	GRIT SHAFT BEARINGS KIT FIT GRIT SHAFTS ABOVE (3, 3.1, 4): FOR ENTRY & SEGMENTED (x 4) FOR PRIMARY (ENCODER) (L & R)	

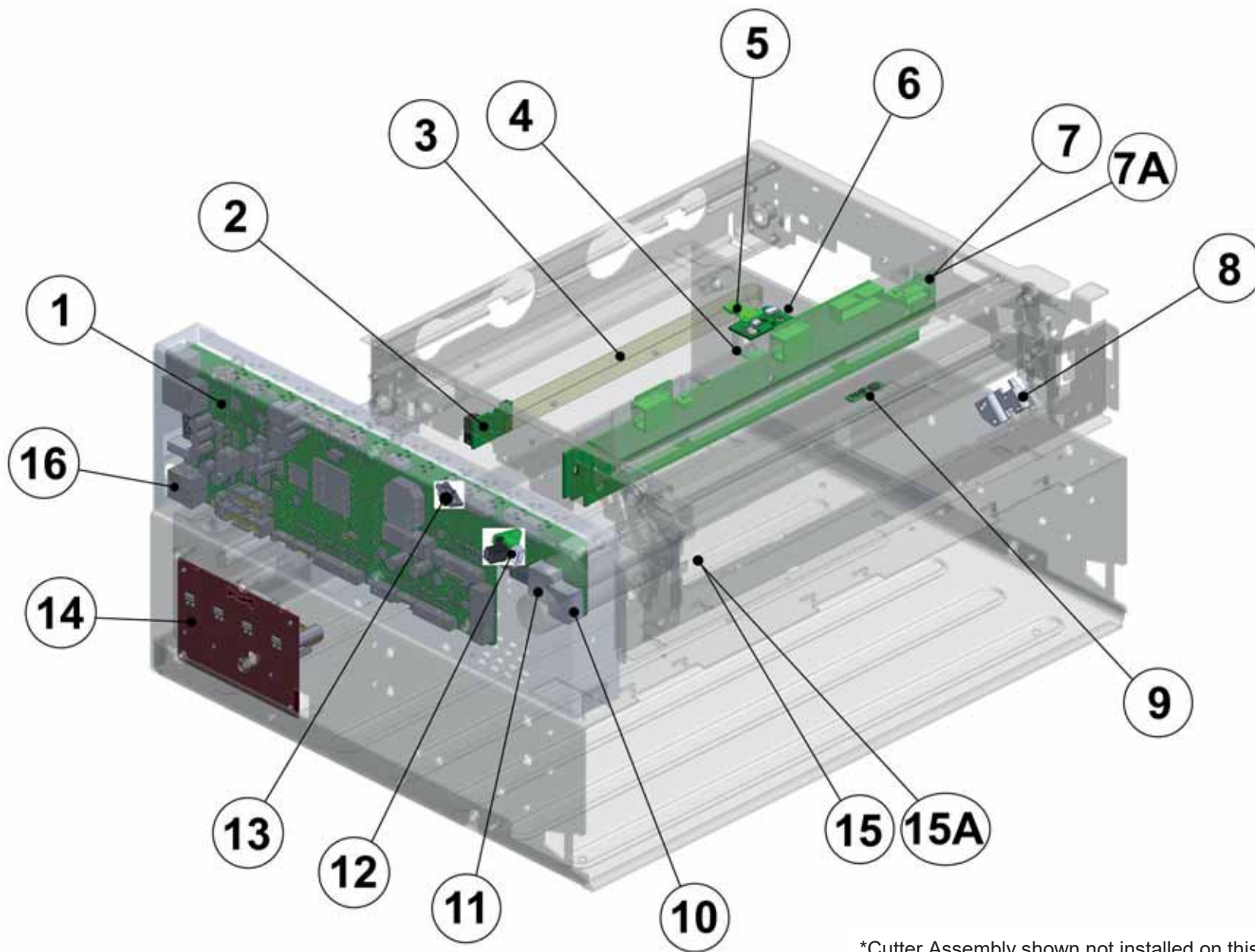
GROUP 3.3
PRINT ENGINE (COMPONENTS)



GROUP 3.3 PRINT ENGINE (COMPONENTS)

KEY		PART NO.	DESCRIPTION	QTY	KEY		PART NO.	DESCRIPTION	QTY
1		42-110-35	ANGLE STOP BRACKET	1	UNDER LOWER CLAMSHELL				
1.1		123-2468	ALLEN HEAD SCREWS	2	4		123-2602	LOWER INTERMEDIATE PLATEN	1
		42-900-20*	ENCODER SHIELD KIT (FOR Z2i PRINT ENGINE ENCODER)	1	4.1		123-2519	EXIT SENSOR	1
			*NOT SHOWN		4.2		123-2518	BOTTOM ENTRY SENSOR	1
EXTERNAL – FEED END					4.3		123-2520	SERVICE STATION PCA SENSOR (2 FOR SERVICE STATION SENSORS (INDEX & HOME), 1 FOR SERVICE STATION LIFT SENSOR SEE GROUP 3.4 NOT COMPATIBLE WITH Z2i ENGINE	3
2		42-101-13	STUD, 6-32	2	4.4		123-2479	SERVICE STATION CONNECTOR PCA	1
2.1		123-2270	FLAT NYLON WASHER	2	4.4		123-2492	FLEX CABLE (CONNECTS TO 123-2479 (ABOVE) MOUNTED ON PRINT ENGINE FRAME)	1
UNDER UPPER CLAMSHELL					4.5		42-900-05	SERVICE STATION LIFTING ARMS KIT (INCLUDES RIGHT & LEFT ROCKER ARMS, 2 SPRINGS, AND 2 E-CLIPS)	1
3		42-110-30	EXIT WHEELS BRACKET HOLDER ASSEMBLY	1	5		123-2546	SERVICE STATION TRACK	2
3.1		42-110-31	EXIT WHEELS BRACKET HOLDER	1	6		123-2577	CAM SHAFT ASSEMBLY	1
3.2		123-2429	UPPER PLATEN WHEELS ASSEMBLY (DOUBLE WHEEL ASSEMBLY REPLACES OBSOLETE SINGLE WHEEL ASSEMBLY)	2	7		123-2646	SERVICE STATION DRIVE SHAFT	1
3.3		123-2517	TOP ENTRY SENSOR	1	7.1		123-2586	SMALL GEAR, SERVICE STATION DRIVE SHAFT	3
3.4		42-900-55	HEAD MEDIA GUIDE KIT (INCLUDES THIN METAL ENVELOPE ATTACHMENT AND RIGHT AND LEFT-HAND SPACERS BELOW)	1					
3.4		42-110-52J	MEDIUM METAL HEAD MEDIA GUIDE FOR THICKER ENVELOPES (INSTALLED STANDARD ON PRINTER, NOT PART OF KIT ABOVE)	1					
3.4		123-2690	PLASTIC HEAD MEDIA GUIDE FOR SHEET-TYPE MEDIA	1					
3.5		42-900-60	PPS SPACERS, [1] LEFT AND [2] RIGHT-HAND NOTE: SPACERS DO NOT WORK WITH EARLIER HEAD MEDIA GUIDES THAT DID NOT HAVE SPACERS ORIGINALLY	1					
3.6		123-2594	UPPER MAIN PLATEN ASSEMBLY SEE GROUP 3.5	1					

GROUP 3.4
PRINT ENGINE PRINTED CIRCUIT BOARDS



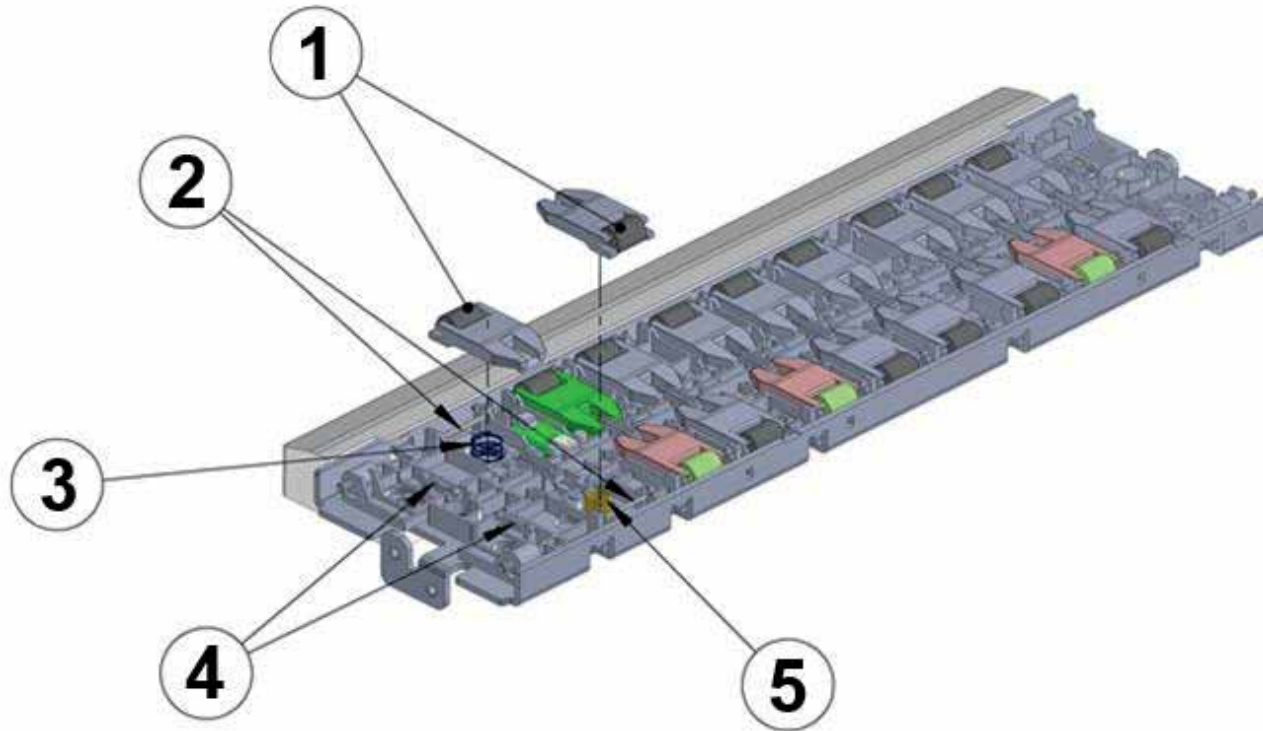
*Cutter Assembly shown not installed on this model.







GROUP 3.4
PRINT ENGINE PRINTED CIRCUIT BOARDS

KEY		PART NO.	DESCRIPTION	QTY
1		42-500-200	MAIN PRINTED CIRCUIT BOARD (FOR Z3, Z4, MR PRINT ENGINES) NOT COMPATIBLE WITH Z2i ENGINE	1
2		123-2479	SERVICE STATION CONNECTOR PCA	1
3		123-2492	FLEX CABLE (CONNECTS TO 123-2479 MOUNTED ON PRINT ENGINE FRAME) (SEE #2 ABOVE OR GROUP 3.3)	1
4		123-2614	K1 INK TANK INTERFACE PCA	1
5		123-2517	TOP ENTRY SENSOR	1
6		123-2518	BOTTOM ENTRY SENSOR	1
7		123-2516	PEN DRIVER PCA	1
7A		123-2732	PPCA COVER	1
8		123-2557	CLAMSHELL SWITCH ASSEMBLY	1
9		123-2519	EXIT SENSOR	1

KEY		PART NO.	DESCRIPTION	QTY
10		123-2563	DATA CABLE, MPCA-PPCA 2	1
11		123-2562	DATA CABLE, MPCA-PPCA 1	1
12		123-2432	ENCODER SENSOR PCA (PRINT ENGINE)	1
13		123-2520	SERVICE STATION PCA SENSOR (1 FOR SERVICE STATION LIFT SENSOR, 2 FOR SERVICE STATION POSITION SENSORS (INDEX & HOME) (SEE GROUP 3.3) NOT COMPATIBLE WITH Z2i ENGINE	3
14		123-2473	DPCA CIRCUIT BOARD (FOR Z3/Z4/MR PRINT ENGINES) NOT COMPATIBLE WITH Z2i PRINT ENGINE	1
15		42-900-25	SERVICE STATION GUIDE KIT (FOR UNITS WITH SERVICE STATION REV A OR B – OPEN INK TANK DOOR TO CHECK LABEL ON FRONT OF SERVICE STATION)	1
15A		42-900-26	NEW STYLE SERVICE STATION GUIDE KIT (FOR UNITS WITH SERVICE STATION REV C – OPEN INK TANK DOOR TO CHECK LABEL ON FRONT OF SERVICE STATION)	1
16		42-500-05	POWER SUPPLY CABLE (P1000 – MPCA TO POWER SUPPLY)	1

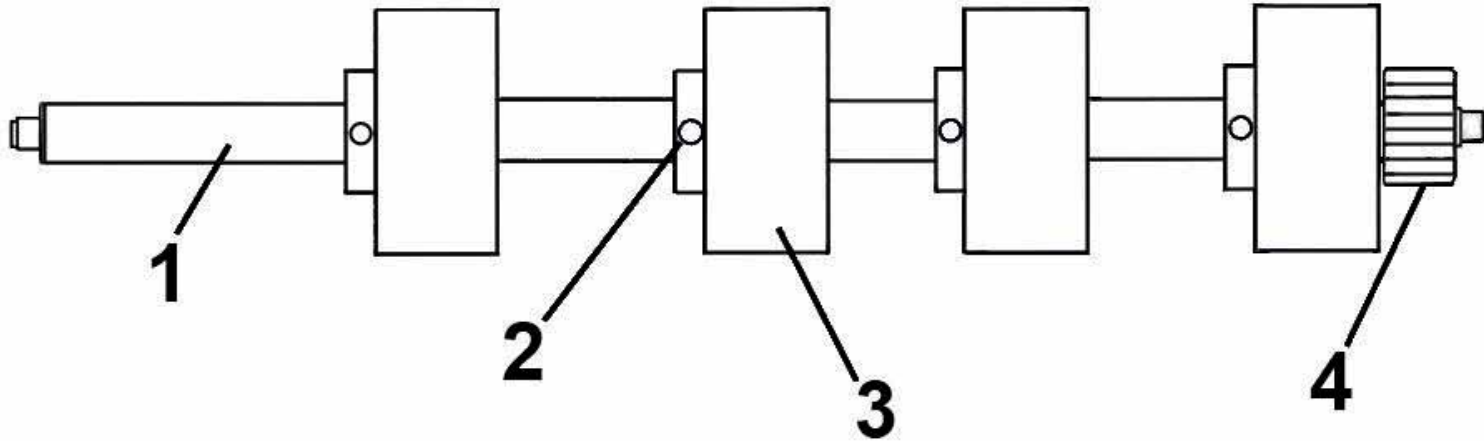
**GROUP 3.5
PRINT ENGINE UPPER MAIN PLATEN ASSEMBLY**



KEY		PART NO.	DESCRIPTION	QTY
		123-2594	UPPER MAIN PLATEN ASSEMBLY (INCLUDES PARTS LISTED BELOW)	1
1		123-2569	PINCH ROLLER	18
2		123-2570	PINCH ROLLER AXLE	18
3		123-2573	ENTRY PINCH SPRING	9
4		123-2574	UPPER PLATEN BIAS SPRING	4
5		123-2572	PINCH SPRING	9

**GROUP 4
FRONT FEED SHAFT ASSEMBLY**

42-101-06 Front Feed Shaft Assembly

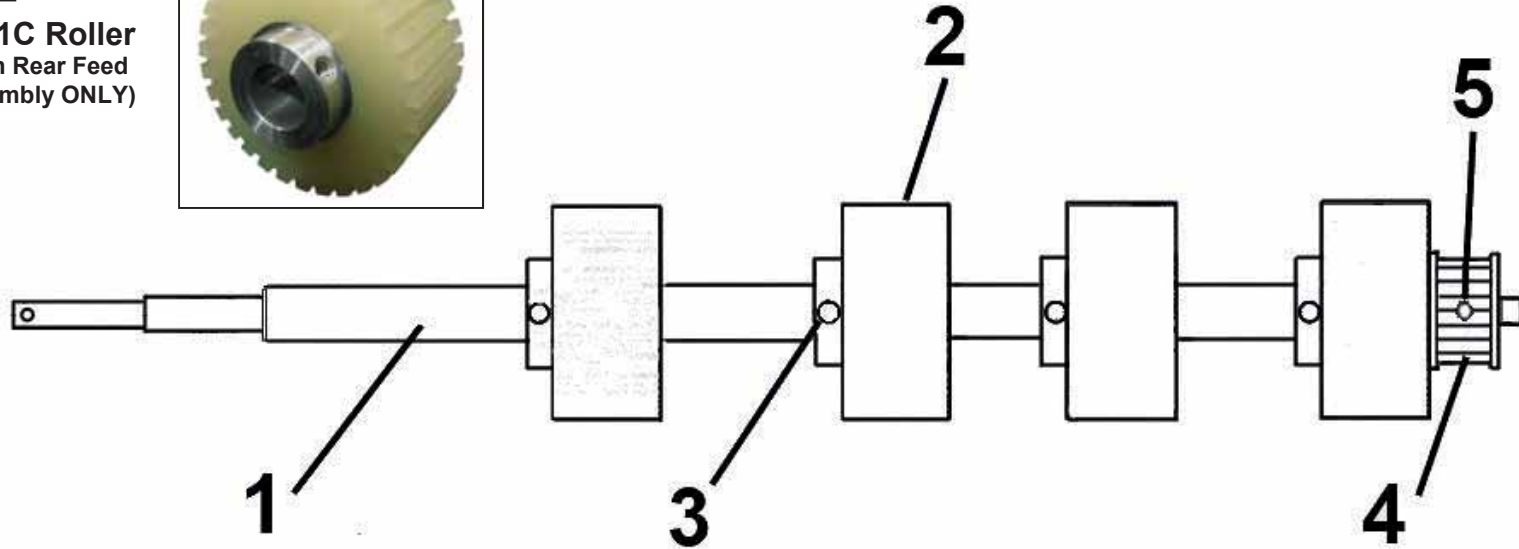


KEY	PART NO.	DESCRIPTION	QTY
1.	42-101-07	FRONT FEED SHAFT	1
2.	123-1861	SET SCREW, 10-24 x 1/4 CUP POINT	4
3.	90-102-21	FEED ROLLER (TAN)	4
4.	94-105-04	PULLEY (16 GROOVES)	1

**GROUP 5
REAR FEED SHAFT ASSEMBLY**

42-101-02 Rear Feed Shaft Assembly

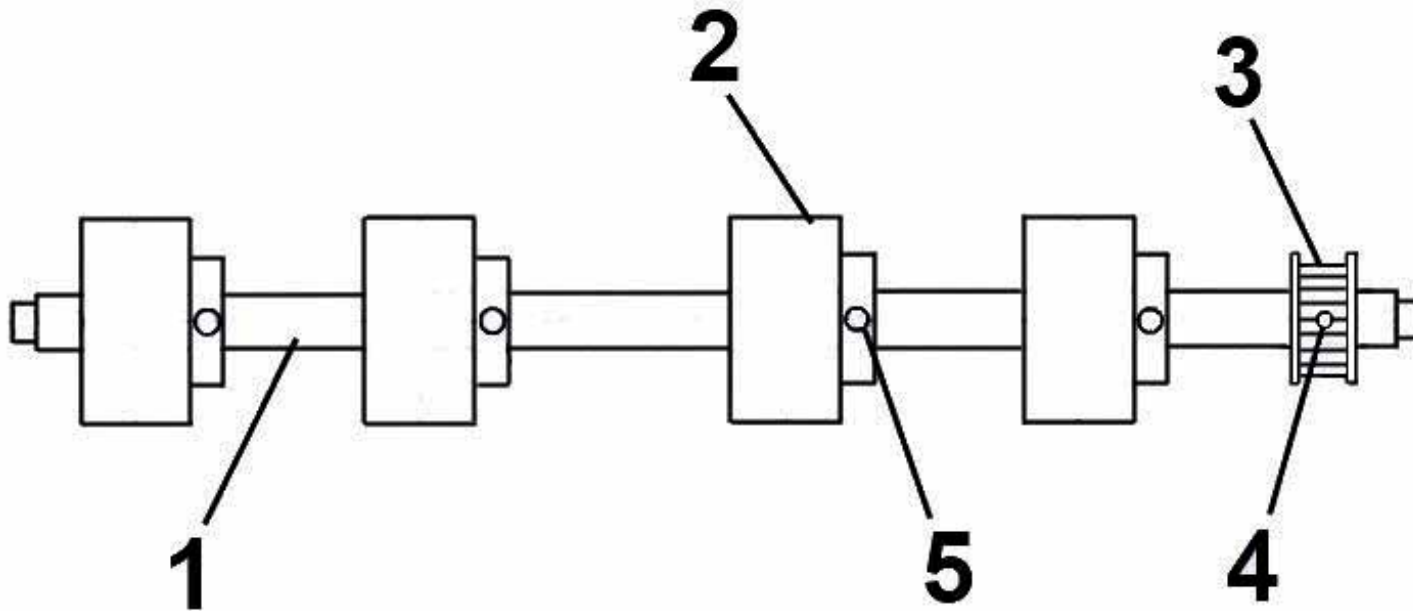
2
90-102-21C Roller
(For use on Rear Feed
Roller Assembly ONLY)



KEY	PART NO.	DESCRIPTION	QTY
1.	42-101-03	REAR FEED SHAFT	1
2.*	90-102-21	FEED ROLLER (SMOOTH TREAD ROLLER-TAN)	4
	90-102-21C	FEED ROLLER (SERRATED TREAD ROLLER-TAN)	4
3.	123-1861	SET SCREW, 10-24 x 1/4 CUP POINT	4
4.	29-103-11	PULLEY (16 GROOVES)	1
5.	123-0322	SET SCREW	1
(*) 90-102-21 Roller can be used on both Rear and Middle Feed Rollers. 90-102-21C Roller can be used for Rear Feed Roller Assembly ONLY			

**GROUP 6
DELIVERY SHAFT ASSEMBLY**

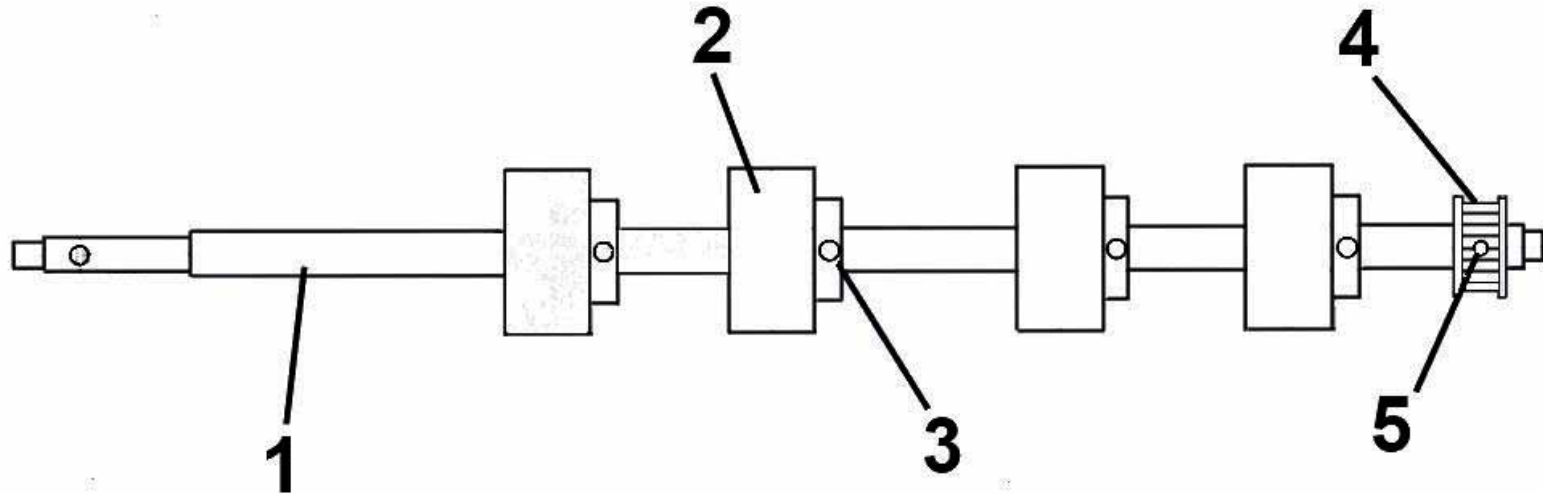
42-102-08 Delivery Shaft Assembly



KEY	PART NO.	DESCRIPTION	QTY
1.	42-102-09	DELIVERY SHAFT	1
2.	42-102-22	RUBBER FEED ROLLER (BLACK)	4
3.	71-122-06	PULLEY (12 GROOVES, XL)	1
4.	123-0036	ROLL PIN, 3-32 x 5/8	1
5.	123-0322	SET SCREW	4

**GROUP 7
PULL-OUT SHAFT ASSEMBLY**

42-102-02 Pull-Out Shaft Assembly

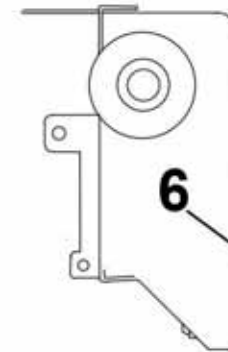
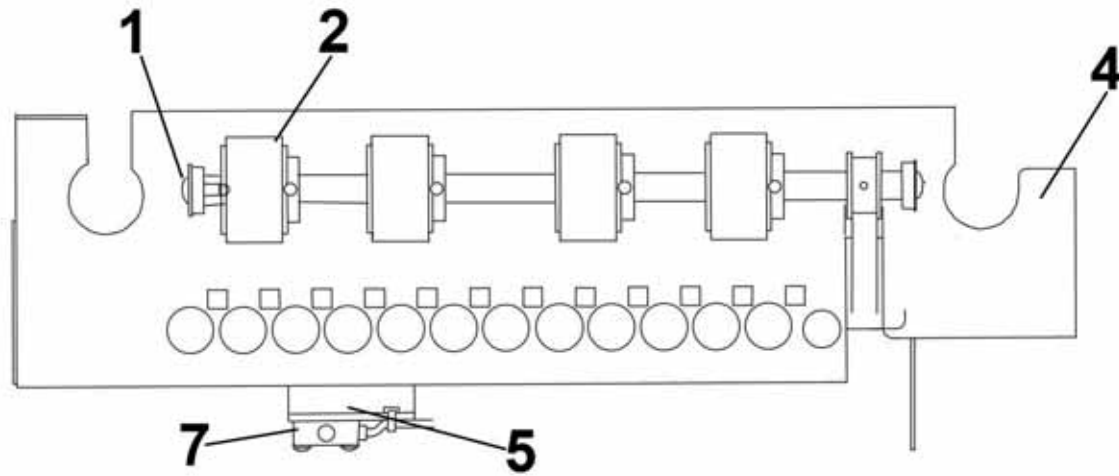
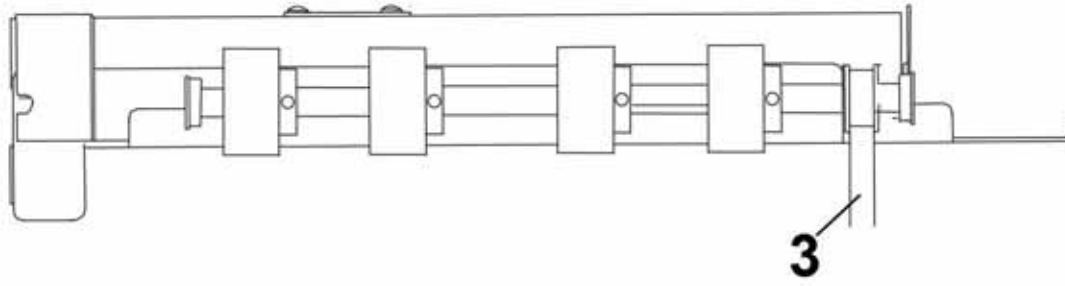


KEY	PART NO.	DESCRIPTION	QTY
1.	42-102-04	PULL OUT SHAFT	1
2.	42-102-22	RUBBER ROLLER (BLACK)	4
3.	123-0322	SET SCREW	4
4.	71-122-06	PULLEY (12 GROOVES XL)	1
5.	123-0036	ROLL PIN, 3-32 x 5/8 ROLL PIN	1

GROUP 7
PULL-OUT SHAFT ASSEMBLY

**GROUP 8
FRONT CENTER PLATE ASSEMBLY**

42-103-03 Front Center Plate Assembly

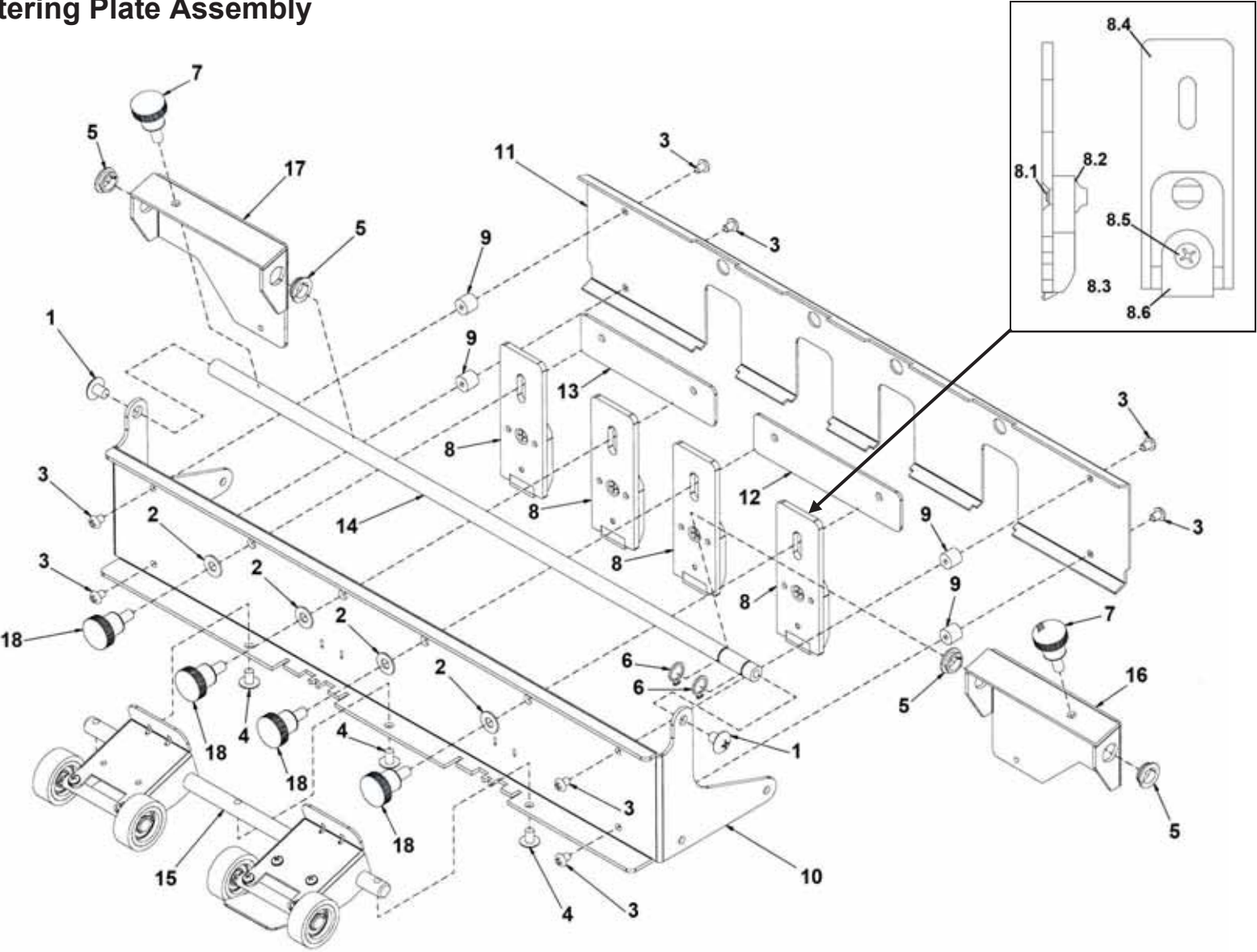


GROUP 8
FRONT CENTER PLATE ASSEMBLY

KEY	PART NO.	DESCRIPTION	QTY
1.	123-1136	SCREW, 8-32 x 1/4 TRUSS HD. PH SS	2
2.	42-102-08	DELIVERY SHAFT ASSEMBLY	1
3.	123-2437	TIMING BELT (94 x L031)	1
4.	42-103-04	FRONT CENTER PLATE WELDMENT	1
5.	42-103-13	SENSOR HOLDER ASSEMBLY	1
6.	123-0461	SCREW, 6-32 x 3/16 PHILLIPS ROUND HEAD, SS	2
7.	42-500-18	MEDIA SENSOR ASSEMBLY	1

**GROUP 9
METERING PLATE ASSEMBLY**

42-106-03 Metering Plate Assembly

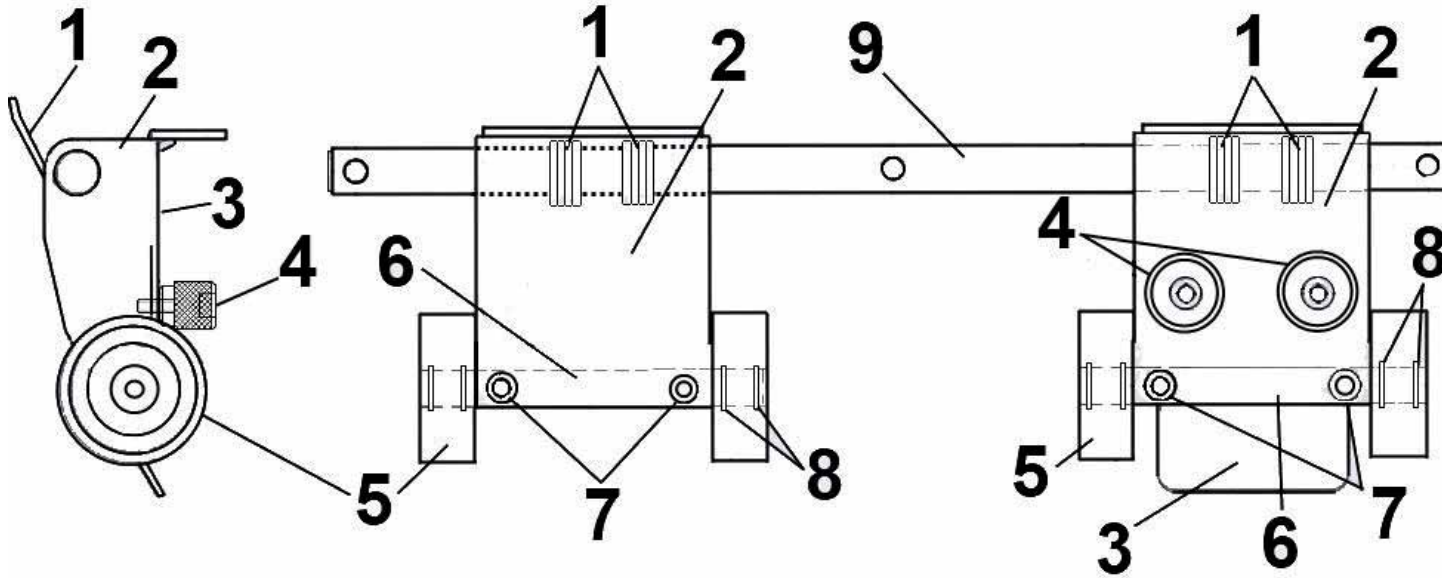


**GROUP 9
METERING PLATE ASSEMBLY**

KEY	PART NO.	DESCRIPTION	QTY
1	123-0017	SCREW, 10-32 x 1/4 TRUSS HD. PH. SS	2
2	123-0148	WASHER, 7/16 OD x 0.200 ID x 1/32	4
3	123-0461	SCREW, 6-32 x 3/16 RND. HD. PH SS	8
4	123-1136	SCREW, 8-32 x 1/4 TRUSS HD. PH SS	3
5	123-2316	BEARING, CLIP 5/16 x 0.375	4
6	123-2350	RING, EXT. RETAINING FOR 5/16" SHAFT	2
7	24-101-11	SCREW, 10-32 PAPER GUIDE	2
8	29-101-12	ASSEMBLY, METERING FINGER	4
8.1	123-1310	SCREW, 6 x 3/8 PH, FL SELF-TAP 18-8 TYPE A	4
8.2	21-101-15	METERING KNOB	4
8.3	66-101-13	WASHER, SEPARATOR	4
8.4	29-101-13	METERING FINGER	4
8.5	123-0751	SCREW, 6-32 x 3/8 PH UNDERCUT SS	4
8.6	90-103-09	METERING SEGMENT	4
9	29-101-16	SPACER	4
10	42-106-04	METERING BRACKET	1
11	42-106-06	COVER, METERING BRACKET	1
12	42-106-08	METERING FINGER BRACKET	1
13	42-106-09	METERING FINGER BRACKET 2	1
14	42-106-14	BAR, SIDE GUIDE	1
15	42-106-18	ARM GUIDE BRACKET ASSY. (SEE GROUP 10)	1
16	42-107-18	SIDE GUIDE HOLDER, LEFT HAND	1
17	42-107-19	SIDE GUIDE HOLDER, RIGHT HAND	1
18	94-104-06	KNOB, METERING BRACKET	4

**GROUP 10
ARM GUIDE BRACKET ASSEMBLY**

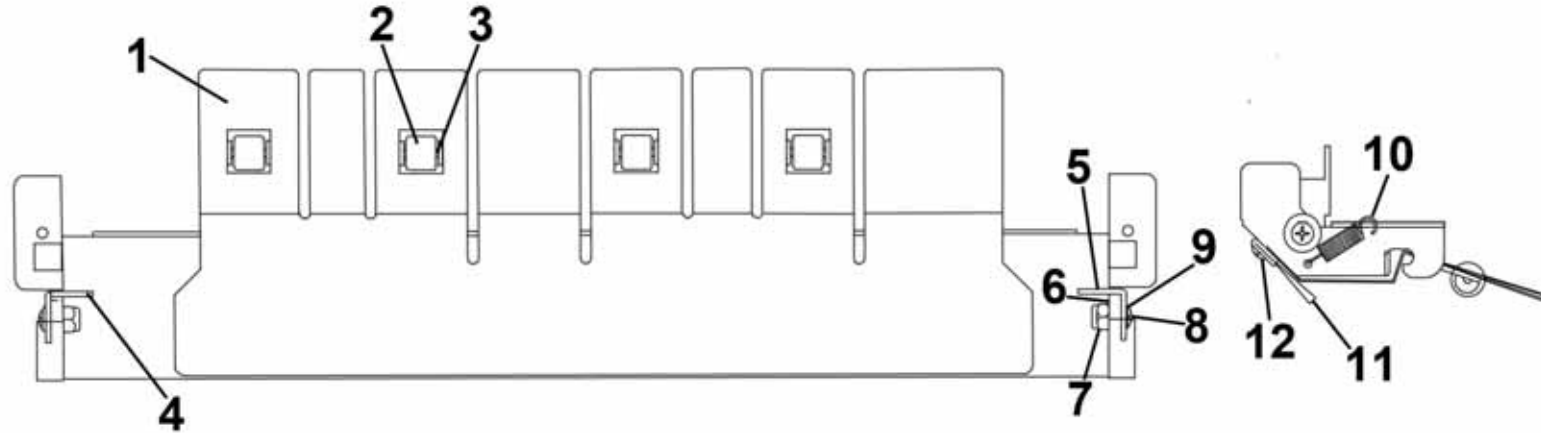
42-106-18 Arm Guide Bracket Assembly



KEY	PART NO.	DESCRIPTION	QTY
1.	21-122-08	SPRING	4
2.	32-213-17	PULL OUT ROLLER ARM	2
3.	42-106-21	MEDIA SENSOR COVER, LEFT HAND	1
4.	42-106-25	THUMBSCREW	2
5.	97-115-02	ASSEMBLY, WHEEL WITH BEARING	4
6.	35-203-18	SHAFT, SHORT PULL OUT	2
7.	123-0976	SCREW, 4-40 x 1/4 PAN HD. PH. SS	4
8.	123-0257	RETAINING RING, #3100-25 - 1	8
9.	42-106-11	SHAFT, ARM GUIDE	1

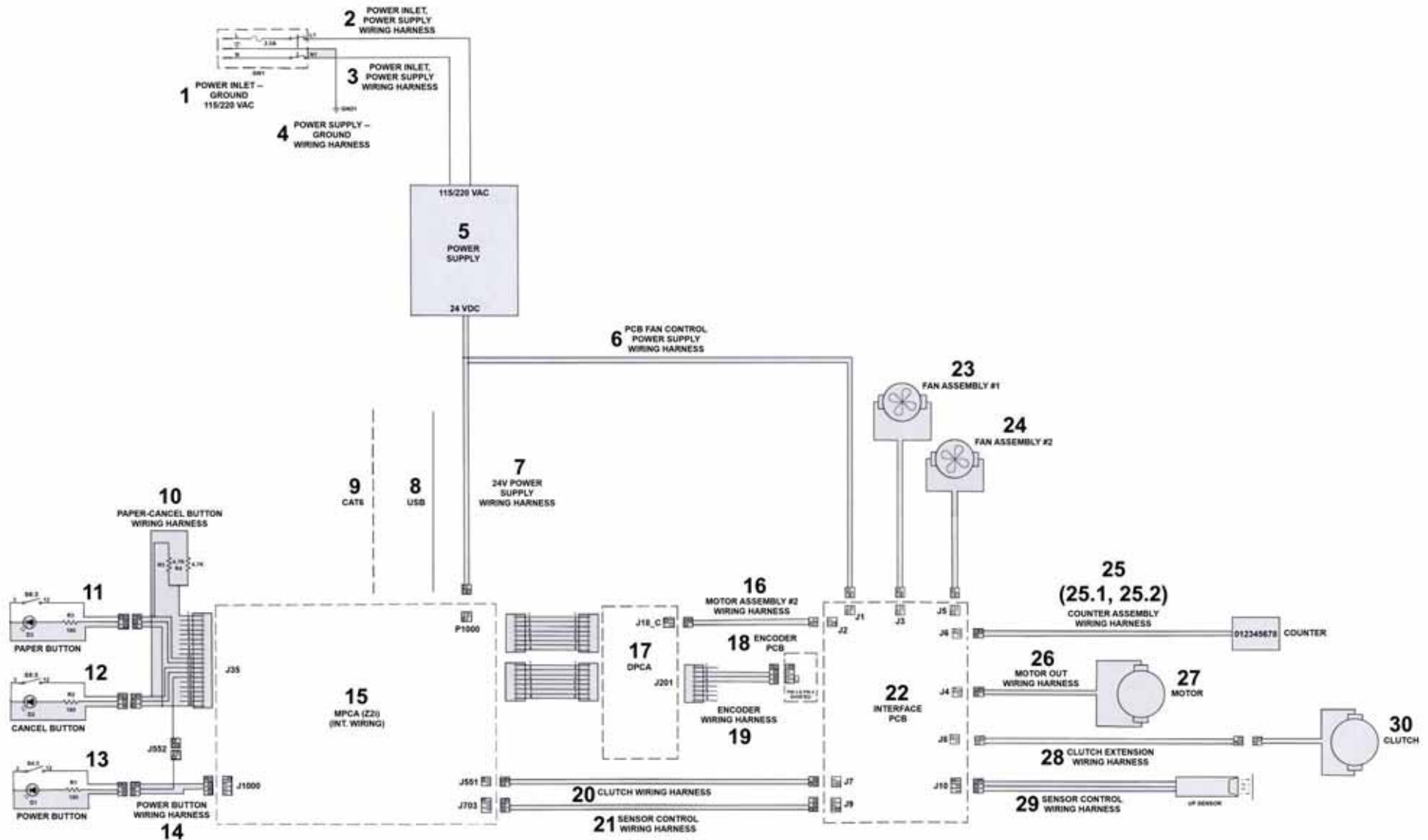
**GROUP 11
HOLD DOWN MEDIA BRACKET ASSEMBLY**

42-103-20 Hold Down Media Bracket Assembly



KEY	PART NO.	DESCRIPTION	QTY
1.	42-103-21	HOLD DOWN MEDIA BRACKET WELDMENT	1
2.	123-2224	HP REAR ROLLER	4
3.	123-2225	SPRING, HP REAR ROLLER	4
4.	42-103-28	HOLD DOWN MEDIA LEVER, LEFT HAND	1
5.	42-103-27	HOLD DOWN MEDIA LEVER, RIGHT HAND	1
6.	42-103-34	LOCK LEVER SPACER	2
7.	123-2273	LOCKNUT, 6-32 NYLON INSERT, SS	2
8.	123-0274	SCREW, 6-32 x 3/8 TRUSS HD. PH SS	2
9.	123-2270	FLAT NYLON WASHER	2
10.	25-133-24	SPRING	2
11.	42-103-49	CONDUCTIVE NYLON BRUSH	1
12.	123-0976	SCREW, 4-40 x 1/4 PHILLIPS PAN HEAD	3

GROUP 12 ELECTRICAL, Z2i PRINT ENGINE



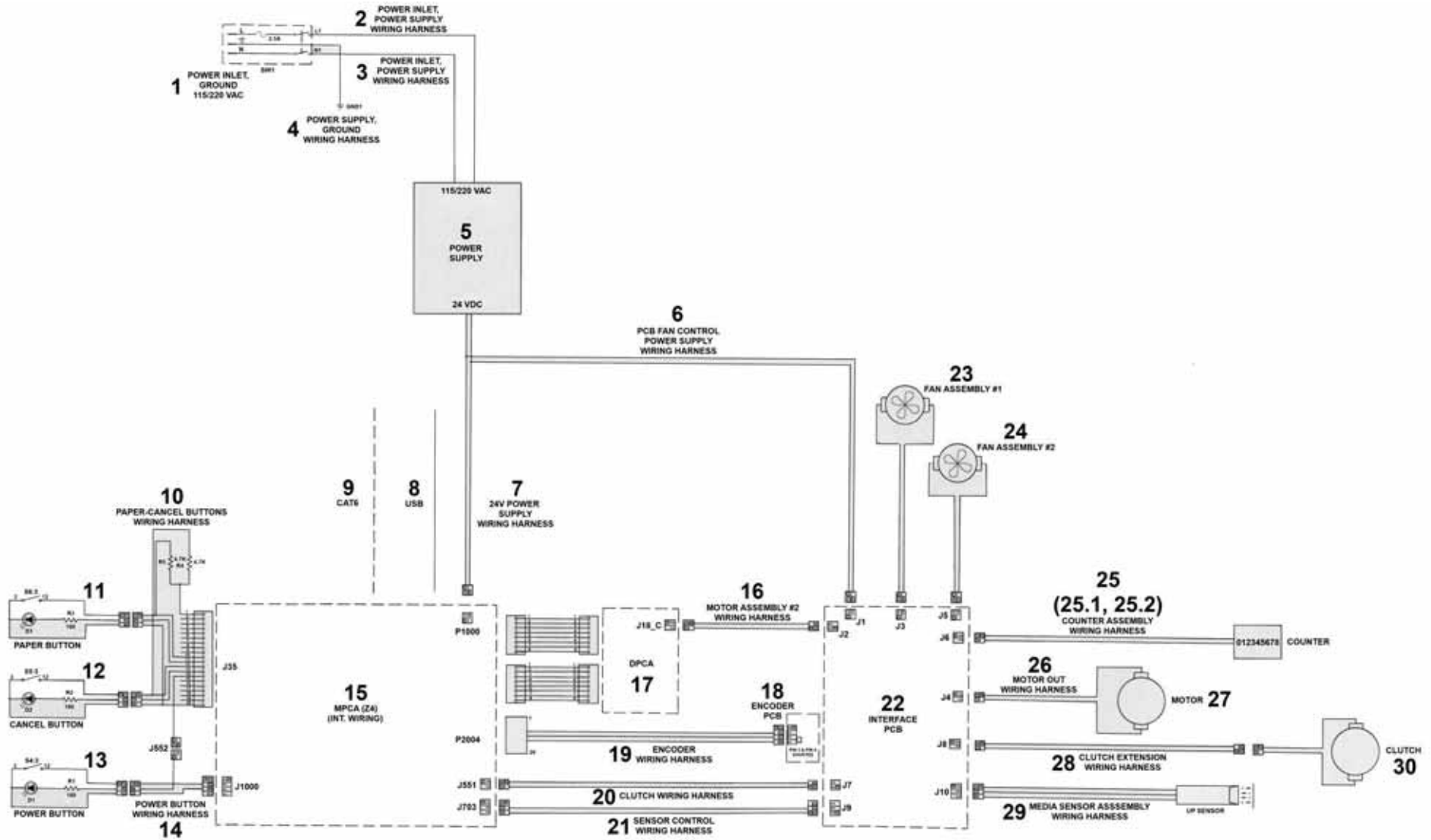
**GROUP 12
ELECTRICAL, Z2i PRINT ENGINE**

KEY	PART NO.	DESCRIPTION	QTY
1.	42-500-01	MAIN POWER SWITCH ASSEMBLY	1
2.	42-500-03	POWER INLET, POWER SUPPLY (L)	1
3.	42-500-02	POWER INLET, POWER SUPPLY (N)	1
4.	42-500-04	POWER SUPPLY, GRD WIRING HARNESS	1
5.	123-2395	UNIVERSAL POWER SUPPLY	1
6.	42-500-06	PCB FAN CONTROL POWER SUPPLY WH	1
7.	42-500-05	24V POWER SUPPLY WIRING HARNESS	1
8.	123-2458	USB CABLE	1
9.	123-2447	CAT6 NETWORK CABLE	1
10.	42-500-17	PAPER/CANCEL BUTTON WIRING HRNSS	1
11.	42-500-22	PAPER BUTTON ASSEMBLY	1
12.	42-500-21	CANCEL BUTTON ASSEMBLY	1
13.	42-500-19	POWER BUTTON ASSEMBLY	1
14.	42-500-15	POWER BUTTON WIRING HARNESS	1
15.	NOT AVAILABLE	MAIN PC BOARD ASSEMBLY (Z2i)	1
16.	42-500-07	MOTOR ASSEMBLY #2 WIRING HARNESS	1
17.	NOT AVAILABLE	DPCA BOARD ASSEMBLY	1
18.	42-500-27	ENCODER SENSOR PC BOARD, FEED SEC.	1
19.	42-500-25	ENCODER WIRING HARNESS	1
20.	42-500-20	CLUTCH WIRING HARNESS	1

KEY	PART NO.	DESCRIPTION	QTY
21.	42-500-10	SENSOR CONTROL WIRING HARNESS	1
22.	42-500-30	INTERFACE PRINTED CIRCUIT BOARD	1
23.	42-500-08	FAN ASSEMBLY #1	1
24.	42-500-14	FAN ASSEMBLY #2	1
25.		NON-RESETTABLE COUNTER ASSEMBLY	1
25.1	42-500-29*	NON-RESETTABLE COUNTER ASSEMBLY (INCLUDES 8-DIGIT COUNTER, GASKET, BRACKET) (REPLACES 42-500-09 RESETTABLE 6-DIGIT COUNTER, NO LONGER AVAILABLE)	1
25.2	42-500-12*	COUNTER WIRE HARNESS EXTENSION	1
26.	42-500-16	MOTOR OUT WIRING HARNESS	1
27.	42-101-16	MOTOR, GEAR, 30.3 VDC (MOTOR ONLY)	1
28.	42-500-13	CLUTCH EXTENSION WIRING HARNESS	1
29.	42-500-18	MEDIA SENSOR ASSEMBLY	1
30.	34-500-19	CLUTCH	1
POWER CORDS AND USB, ETHERNET CABLES (*NOT SHOWN)			
*	123-0635	115V POWER CORD, 6 FT. DOMESTIC/JAPAN	1
*	123-0735	220V POWER CORD, EUROPE	1
*	123-2187	220V POWER CORD, CHINA	1
*	123-2407	220V POWER CORD, UK	1
*	123-1895	USB CABLE, 10 FT.	1
*	123-2525	ETHERNET CABLE, 10 FT.	1

*Some Resettable Counters on early production Printers may only have a single wire harness. When replacing the Counter, order 42-500-12 Counter Wire Harness Extension as well.

GROUP 12A ELECTRICAL, Z3, Z4, MR PRINT ENGINE



GROUP 12A
ELECTRICAL, Z3, Z4, MR PRINT ENGINE

KEY	PART NO.	DESCRIPTION	QTY
1.	42-500-01	MAIN POWER SWITCH ASSEMBLY	1
2.	42-500-03	POWER INLET, POWER SUPPLY (L)	1
3.	42-500-02	POWER INLET, POWER SUPPLY (N)	1
4.	42-500-04	POWER SUPPLY – GRD WIRING HARNESS	1
5.	123-2395	UNIVERSAL POWER SUPPLY	1
6.	42-500-06	PCB FAN CONTROL POWER SUPPLY WH	1
7.	42-500-05	24V POWER SUPPLY WIRING HARNESS	1
8.	123-2458	USB CABLE	1
9.	123-2447	CAT6 NETWORK CABLE	1
10.	42-500-17	PAPER/CANCEL BUTTON WIRING HARNESS	1
11.	42-500-22	PAPER BUTTON ASSEMBLY	1
12.	42-500-21	CANCEL BUTTON ASSEMBLY	1
13.	42-500-19	POWER BUTTON ASSEMBLY	1
14.	42-500-15	POWER BUTTON WIRING HARNESS	1
15.	42-500-200	MAIN PC BOARD ASSEMBLY NOT COMPATIBLE WITH Z2i PRINT ENG.	1
16.	42-500-07	MOTOR ASSEMBLY #2 WIRING HARNESS	1
17.	123-2473	DPCA BOARD ASSEMBLY NOT COMPATIBLE WITH Z2i PRINT ENG.	1
18.	42-102-15	ENCODER SENSOR PC BOARD, FEED SEC.	1
19.	42-500-26	ENCODER WIRING HARNESS	1
20.	42-500-20	CLUTCH WIRING HARNESS	1

KEY	PART NO.	DESCRIPTION	QTY
21.	42-500-10	SENSOR CONTROL WIRING HARNESS	1
22.	42-500-30	INTERFACE PRINTED CIRCUIT BOARD	1
23.	42-500-08	FAN ASSEMBLY #1	1
24.	42-500-14	FAN ASSEMBLY #2	1
25.		NON-RESETTABLE COUNTER ASSEMBLY	1
25.1	42-500-29	NON-RESETTABLE COUNTER ASSEMBLY (INCLUDES 8-DIGIT COUNTER, GASKET, BRACKET) (REPLACES 42-500-09 RESETTABLE 6-DIGIT COUNTER, NO LONGER AVAILABLE)	1
25.2	42-500-12	COUNTER WIRE HARNESS EXTENSION	1
26.	42-500-16	MOTOR OUT WIRING HARNESS	1
27.	42-101-16	MOTOR, GEAR, 30.3 VDC (MOTOR ONLY)	1
28.	42-500-13	CLUTCH EXTENSION WIRING HARNESS	1
29.	42-500-18	MEDIA SENSOR ASSEMBLY	1
30.	34-500-19	CLUTCH	1
POWER CORDS AND USB, ETHERNET CABLES (*NOT SHOWN)			
*	123-0635	115V POWER CORD, 6 FT., DOMESTIC/JAPAN	1
*	123-0735	220V POWER CORD, EUROPE	1
*	123-2187	220V POWER CORD, CHINA	1
*	123-2407	220V POWER CORD, UK	1
*	123-1895	USB CABLE, 10 FT.	1
*	123-2525	ETHERNET CABLE, 10 FT.	1

*Some Resettable Counters on early production Printers may only have a single wire harness. When replacing the Counter, order 42-500-12 Counter Wire Harness Extension as well.

CONSUMABLES, NORMAL WEAR AND SPARE PARTS

CONSUMABLES AND NORMAL WEAR PARTS

PART NO.	DESCRIPTION	QTY PER PRINTER
CONSUMABLES		
123-2393	PRINthead CARTRIDGE	1
123-2412	BLACK INK CARTRIDGE, 250 ML	2
123-2413	CYAN INK CARTRIDGE, 250 ML	1
123-2414	MAGENTA INK CARTRIDGE, 250 ML	1
123-2415	YELLOW INK CARTRIDGE, 250 ML	1
NORMAL WEAR PARTS		
123-0035	BALL BEARING NMB R-4HH (PULL OUT & FRONT FEED SHAFT)	4
123-0384	BALL BEARING NMB 608ZZ (PULL OUT & REAR FEED SHAFT)	2
123-1064	BEARING 1/4 x 5/8 x 0.195 SEALED (DELIVERY SHAFT)	2
123-1708	BELT, TIMING, 80xL037, (FRONT FEED SHAFT)	1
123-2224	HP REAR ROLLER C6490-4077 (HOLD DOWN MEDIA BRACKET)	1
123-2225	SPRING, REAR ROLLER HP REAR ROLLER (HOLD DOWN MEDIA BRACKET)	1
123-2436	BELT, TIMING, XLO 37, MAIN MOTOR DRIVE (MAIN MOTOR DRIVE)	1
123-2437	BELT, TIMING 94xL031, (CENTER PLATE ASSEMBLY)	1
123-2441	BALL BEARING, (EXIT ROLLER)	1
123-2442	BELT, EXIT ROLLER (O-RING 3/32 x 6.50 90A SD)	1
123-2254	BALL BEARING, DOUBLE-SHIELDED (EXIT ROLLER)	1
20-100-227	SPRING, (INK TANK DOOR)	2
25-133-24	SPRING, (HOLD DOWN MEDIA BRACKET)	2
42-102-22	ROLLER ASSEMBLY, BLACK	8
42-103-49	CONDUCTIVE NYLON BRUSH ASSEMBLY (HOLD DOWN MEDIA BRACKET)	1
90-102-21	REAR FEED ROLLER ASSEMBLY, TAN	8
90-103-09	METERING SEGMENT	4
97-115-02	ASSEMBLY, WHEEL WITH BEARING	4

RECOMMENDED SPARE PARTS

PART NO.	DESCRIPTION	QTY PER PRINTER
123-1398	2.5 AMP SLO-BLO FUSE (POWER INLET ASSY.) NOTE: SPARE FUSE SUPPLIED IN FUSE HOLDER	1
123-2395	UNIVERSAL POWER SUPPLY	1
123-2429	UPPER EXIT PLATEN ASSEMBLY (DOUBLE WHEEL ASSEMBLY REPLACES OBSOLETE SINGLE WHEEL ASSEMBLY)	1
123-2431	ENCODER WHEEL (FEEDER AND PRINT ENGINE)	2
123-2432	ENCODER SENSOR PCA (PRINT ENGINE)	1
123-2483	SERVICE STATION	1
123-2487	WASTE INK TRAY ASSEMBLY	1
34-500-19	CLUTCH ASSEMBLY	1
42-101-16	MOTOR, GEAR 30.3 VDC (MOTOR ONLY)	1
42-102-15	ENCODER SENSOR PC BOARD ASSEMBLY, FEED SECTION, FOR Z3, Z4, M4 PRINT ENG. UNITS NOT COMPATIBLE WITH Z2i PRINT ENGINE	1
42-102-18	ENCODER ASSEMBLY, FEEDER (INCL. 123-2431 ENCODER WHEEL AND BLK BACKING PLATE)	1
42-103-13	MEDIA SENSOR HOLDER ASSEMBLY	1
42-500-08	BOTTOM FAN ASSEMBLY #1	1
42-500-14	SIDE FAN ASSEMBLY #2	1
42-500-30	INTERFACE PC BOARD	1
94-105-04	PULLEY ASSEMBLY, 16-GR	1
42-900-30	LOWER CLAMSHELL LATCH PIN KIT (INCLUDES 1 LATCH PIN, 1 SCREW)	2
42-900-35	UPPER CLAMSHELL LATCH PIN KIT (INCLUDES 1 LATCH PIN, 1 SCREW)	2
42-900-100	PRINT ENGINE (42-900-100 REPLACES 42-110-02)	1
POWER CORDS AND USB, ETHERNET CABLES		
123-0635	115V POWER CORD, 6 FT., DOMESTIC/JAPAN	1
123-0735	220V POWER CORD POWER CORD, EUROPE	1
123-2187	220V POWER CORD, CHINA	1
123-2407	220V POWER CORD, UK	1
123-1895	USB CABLE, 10 FT.	1
123-2525	ETHERNET CABLE, 10 FT.	1

SPARE PARTS

SCREW KIT FOR M1 PRINTER (PART NO. 42-900-120)

PART NO.	DESCRIPTION	QTY PER PRINTER	QTY PER KIT
42-900-120 SCREWS KIT INCLUDES:			
123-0017	SCREW, 10-32 x 1/4 PH TRUSS HEAD	17	6
123-0185	SCREW, 10-32 x 3/8 SOC. HD. CAP, BLACK	2	1
123-0274	SCREW, 6-32 x 3/8 TRUSS HD PH SS	2	1
123-0275	SCREW, 6-32 x 1/4 OVAL CSK HD. PH SS	12	4
123-0322	SET SCREW, 8-32 x 1/4 HEX SOC. CUP PT.	10	4
123-0446	SCREW, 8-32 x 5/16 FL HD. PH UNDERCUT	1	1
123-0461	SCREW, 6-32 x 3/16 RD HD. PH SS	21	8
123-0612	SCREW, 6-32 x 1/4 PAN HD. PH SS	8	4
123-0701	SCREW, 10-32 x 3/16 TRUSS HD. PH SS	4	2
123-0751	SCREW, 6-32 x 3/8 PH UNDERCUT SS	1	1
123-0880	ALLEN HEAD SCREW	1	1
123-0976	SCREW, 4-40 x 1/4 PAN HD. PH SS	8	4
123-1023	SCREW, 4-40 x 5/16 PAN HD, PH SS	1	1
123-1135	SCREW, 6-32 x 1/4 TRUSS HD. PH SS	17	6
123-1136	SCREW, 8-32 x 1/4 TRUSS HD. PH SS	5	2
123-1178	SCREW, 6-32 x 1/4 FL HD. PH UNDERCUT	4	2
123-1210	SCREW, 10-32 x 3/8 BTN HD., SOC. CAP SS BLACK	2	1
123-1310	SCREW, 6 x 3/8 PH, FL SELF-TAP 18-8 TYPE A	1	1
123-1323	SCREW, 4-40 x 1/8 TRUSS HD. PH SS	10	5
123-1680	SCREW, 10-32 x 1/2 SOC. HD. CAP	1	1
123-1684	SCREW, 8-32 x 1/2 FL HD. PH UNDERCUT	1	1
123-1861	SET SCREW, 10-24 x 1/4 CUP POINT	8	4
123-2007	SCREW, 6-32 x 1/2 PAN HD. PH SS	2	1
123-2067	SCREW, 6-32 x 5/16 SOC. HD. CAP	2	1
123-2409	SCREW, 6-32 x 5/16 PAN HD. SS	2	1
123-2452	SCREW, 12-24 x 3/8 PAN HD. SS	4	2
123-2453	SCREW, PHILLIPS HEAD	1	1
123-2455	SCREW, METRIC M4, PAN HD., PH	4	2
123-2468	ALLEN HEAD SCREWS	2	1
TOTAL			70

INDEX

PART NO.	GROUP	KEY	PART NO.	GROUP	KEY	PART NO.	GROUP	KEY
123-0017	1	1	123-1136	9	4	123-2437	8	2
123-0017	2	1	123-1178	1	9	123-2438	1	14
123-0017	2.1	1	123-1210	2.1	7	123-2441	3.2	1.5
123-0017	9	1	123-1257	1	10	123-2442	3.2	1.14
123-0036	6	4	123-1310	9	8.1	123-2446	3	22
123-0036	7	5	123-1323	1	11	123-2447	12	9
123-0148	1	2	123-1323	2	9	123-2447	12A	9
123-0148	1	31.5	123-1323	3.2	1.6	123-2450	2.1	15.2
123-0148	2.1	2	123-1398	2	24.1	123-2452	2	12
123-0148	9	2	123-1680	2	14.2	123-2453	3.2	1.11
123-0185	2	2	123-1680	2.1	12.1.1	123-2455	2	13
123-0237	2	3	123-1684	2	10	123-2458	12	8
123-0252	1	3	123-1708	2.1	8	123-2458	12A	8
123-0252	2.1	3	123-1828	2.1	13.2	123-2461	2.1	16.3
123-0257	10	8	123-1861	4	2	123-2468	3.3	1.1
123-0274	11	8	123-1861	5	3	123-2473	3.1	9
123-0275	2.1	4	123-1895	12	--	123-2473	3.4	14
123-0312	2.1	13.1	123-1895	12A	--	123-2473	12A	17
123-0322	2.1	15.1	123-2007	1	12	123-2474	3	14
123-0322	5	5	123-2067	2	14.3	123-2475	3	15
123-0322	6	5	123-2187	12	--	123-2476	3.1	21
123-0322	7	3	123-2187	12A	--	123-2477	3.1	11
123-0384	2.1	16.1	123-2224	11	2	123-2478	3.1	5
123-0446	2	4	123-2225	11	3	123-2479	3.1	7
123-0461	1	4	123-2254	3.2	1.2	123-2479	3.3	4.4
123-0461	2	5	123-2270	3.3	2.1	123-2479	3.4	2
123-0461	2.1	5	123-2270	11	9	123-2480	3.1	4
123-0461	8	6	123-2273	11	7	123-2481	3.1	1
123-0461	9	3	123-2316	9	5	123-2482	3.1	2
123-0612	2	6	123-2347	1	13	123-2483	3.1	6
123-0612	2	14.1	123-2350	9	6	123-2484	3.1	16
123-0620	2	7	123-2395	2	11	123-2487	3	13
123-0635	12	--	123-2395	12	5	123-2491	3	17
123-0635	12A	--	123-2395	12A	5	123-2492	3.3	4.4
123-0701	1	5	123-2396	3.2	1.12	123-2492	3.4	3
123-0735	12	--	123-2407	12	--	123-2495	3.1	12
123-0735	12A	--	123-2407	12A	--	123-2504	3	5
123-0751	9	8.5	123-2409	2.1	9	123-2504	3.2	2.4
123-0880	3.2	1.4	123-2412	3	12	123-2515	3.1	12
123-0976	3.2	1.7	123-2413	3	12	123-2516	3.2	2.6
123-0976	10	7	123-2414	3	12	123-2516	3.4	7
123-0976	11	12	123-2415	3	12	123-2517	3.3	3.3
123-1023	3.2	1.9	123-2429	3	10	123-2517	3.4	5
123-1112	1	6	123-2429	3.3	3.2	123-2518	3.3	4.2
123-1131	1	7	123-2431	2.1	16.6	123-2518	3.4	6
123-1132	2	8	123-2431	3	21	123-2519	3.3	4.1
123-1135	1	8	123-2432	3	21	123-2519	3.4	9
123-1135	2.1	16.2	123-2432	3.4	12	123-2520	3.3	4.3
123-1136	8	2	123-2436	2.1	10	123-2520	3.4	13

INDEX

PART NO.	GROUP	KEY	PART NO.	GROUP	KEY	PART NO.	GROUP	KEY
123-2521	3	7	123-2710	3	2	42-101-07	4	1
123-2522	3	18	123-2711	3.1	23	42-101-13	1	26
123-2525	12	--	123-2725	3.2	5	42-101-13	3.3	2
123-2525	12A	--	123-2732	3.4	7A	42-101-16	2.1	15
123-2528	3.1	20	123-2739	3	21	42-101-16	12	27
123-2546	3.1	17	123-2740	3	21	42-101-16	12A	27
123-2546	3.3	5	123-2741	3	21	42-101-23	2	14.5
123-2557	3.2	1.16	123-2763	3.2	1.19	42-102-02	2.1	16
123-2557	3.4	8	123-2764	3.2	1.20	42-102-02	7	--
123-2562	3.2	2.8	20-100-227	1	15	42-102-04	7	1
123-2562	3.4	11	21-101-15	9	8.2	42-102-08	6	--
123-2563	3.2	2.7	21-122-08	10	1	42-102-08	8	3
123-2563	3.4	10	24-101-11	9	7	42-102-09	6	1
123-2564	3.1	25	25-133-24	11	10	42-102-14	2	17
123-2565	3.1	26	27-102-10	2.1	13.3	42-102-15	2.1	16.5
123-2569	3.5	1	29-101-12	9	8	42-102-15	12A	18
123-2570	3.5	2	29-101-13	8	8.4	42-102-17	2	14.6
123-2572	3.5	5	29-101-16	9	9	42-102-17	2.1	12.1.2
123-2573	3.5	3	29-103-08	2.1	13.4	42-102-18	2.1	16.6
123-2574	3.5	4	29-103-08	2.1	16.4	42-102-22	6	2
123-2576	3.1	19	29-103-09	2.1	13.5	42-102-22	7	2
123-2577	3.3	6	29-103-11	5	4	42-102-25	2.1	16.7
123-2585	3.1	18	29-103-12	2.1	11	42-103-03	2	18
123-2586	3	11	32-102-22	2.1	13.6	42-103-03	2.1	12.2
123-2586	3.3	7.1	32-213-17	10	2	42-103-03	8	--
123-2594	3	3	34-500-19	2.1	13.7	42-103-04	8	5
123-2594	3.3	3.6	34-500-19	12	30	42-103-13	8	4
123-2594	3.5	--	34-500-19	12A	30	42-103-20	1	27
123-2601	3.2	2.5	35-117-04	2	7A	42-103-20	11	--
123-2602	3.3	4	35-203-18	10	6	42-103-21	11	1
123-2610	3.1	29	35-211-19	1	31.6	42-103-27	11	5
123-2611	3.1	28	42-100-03	2	14.4	42-103-28	11	4
123-2613	3	21	42-100-03	2.1	12.1	42-103-30	2	19
123-2614	3.1	15	42-100-08	1	17	42-103-34	11	6
123-2614	3.4	4	42-100-10	1	18	42-103-36	2	20
123-2615	3.1	8	42-100-11	1	19	42-103-37	2	21
123-2616	3.1	10	42-100-14	2	15	42-103-49	11	11
123-2617	3.1	14	42-100-17	1	20	42-104-02	2.1	17
123-2636	3.1	6A	42-100-21	1	21	42-104-07	2	22
123-2646	3	19	42-100-23	1	22	42-105-28	3	21
123-2646	3.3	7	42-100-27	1	23	42-106-03	1	28
123-2686	3	4	42-100-30N	1	24	42-106-03	9	--
123-2686	3.2	4	42-100-31N	1	25	42-106-04	9	10
123-2687	3	16	42-100-36	2	16	42-106-06	9	11
123-2687	3.2	3.1	42-101-02	2.1	13	42-106-08	9	12
123-2690	3.3	3.4	42-101-02	5	--	42-106-09	9	13
123-2692	3.2	3	42-101-03	5	1	42-106-11	10	9
123-2708	3	20	42-101-06	2.1	14	42-106-14	9	14
123-2709	3.1	22	42-101-06	4	--	42-106-18	9	15

INDEX

PART NO.	GROUP	KEY	PART NO.	GROUP	KEY	PART NO.	GROUP	KEY
42-106-18	10	--	42-500-14	12	24	42-900-50	3	6
42-106-21	10	3	42-500-14	12A	24	42-900-50	3.2	2.3
42-106-25	10	4	42-500-15	12	14	42-900-55	3.3	3.4
42-107-07	1	29	42-500-15	12A	14	42-900-60	3.3	3.5
42-107-09	1	30	42-500-16	12	26	42-900-85	3.1	11
42-107-16	1	31.2	42-500-16	12A	26	42-900-90	3.2	3.2
42-107-17	1	31.3	42-500-17	12	10	42-900-90	3.2	4.1
42-107-18	9	16	42-500-17	12A	10	42-900-90	3.2	4.2
42-107-19	9	17	42-500-18	8	7	42-900-100	2	23
42-107-20	1	31	42-500-18	12	29	42-900-100	3	1
42-107-21	1	31.1	42-500-18	12A	29	42-900-130	3.1	3
42-110-06	3.2	1.1	42-500-19	1	33	42-900-130	3.2	1.15
42-110-08	3.2	1.10	42-500-19	12	13	66-101-13	9	8.3
42-110-09	3.2	1.3	42-500-19	12A	13	71-122-06	6	3
42-110-10	3.2	1.8	42-500-20	12	20	71-122-06	7	4
42-110-15	3.2	1.13	42-500-20	12A	20	90-102-21	4	3
42-110-25	3.2	1	42-500-21	1	34	90-102-21	5	2
42-110-30	3.3	3	42-500-21	12	12	90-102-21C	5	2
42-110-31	3.3	3.1	42-500-21	12A	12	90-103-09	9	8.6
42-110-35	3.3	1	42-500-22	1	35	90-103-52	2.1	13.8
42-110-92	3.1	13	42-500-22	12	11	90-103-52	2.1	14.1
42-110-52J	3.3	3.4	42-500-22	12A	11	90-103-52	2.1	16.8
42-500-01	2	24	42-500-25	12	19	94-104-06	1	31.4
42-500-01	12	1	42-500-26	12A	19	94-104-06	9	18
42-500-01	12A	1	42-500-29	1	32.1	94-105-04	4	4
42-500-02	12	3	42-500-29	12	25.1	95-100-32	2	14.7
42-500-02	12A	3	42-500-29	12A	25.1	95-104-04	2.1	14.2
42-500-03	12	2	42-500-30	2	26	97-115-02	10	5
42-500-03	12A	2	42-500-30	12	22	*NOT SHOWN		
42-500-04	12	4	42-500-30	12A	22	123-0635*	12, 12A	
42-500-04	12A	4	42-500-200	3.4	2	123-0735*	12, 12A	
42-500-05	3.4	16	42-500-200	12A	15	123-1895*	12, 12a	
42-500-05	12	7	42-550-10	1	36	123-2187*	12, 12A	
42-500-05	12A	7	42-550-15	1	37	123-2407*	12, 12A	
42-500-06	12	6	42-900-05	3	9	123-2525*	12, 12A	
42-500-06	12A	6	42-900-05	3.3	4.5			
42-500-07	12	16	42-900-10	3.1	24			
42-500-07	12A	16	42-900-10	3.2	2.2			
42-500-08	2	25	42-900-15	3.1	27			
42-500-08	12	23	42-900-15	3.2	2.1			
42-500-08	12A	23	42-900-20	3	--			
42-500-10	12	21	42-900-20	3.3	--			
42-500-10	12A	21	42-900-25	3.4	15			
42-500-13	12	28	42-900-26	3.4	16			
42-500-12	1	32.2	42-900-30	3.2	1.17			
42-500-12	12	25.2	42-900-35	3.2	1.18			
42-500-12	12A	25.2	42-900-40	3	8			
42-500-13	12A	28	42-900-45	3	6			
42-500-14	2.1	18	42-900-45	3.2	2.3			

Copyright © 2016 Astro Machine Corp.
Elk Grove Village, IL 60007
07/07/2016

Part Number: 100-M1 REV. Y